

LUDOWICI®
Trusted. Timeless. Terra Cotta.



ARCHITECTURAL TERRA COTTA
ROOFING PRODUCTS CATALOG



PRIVATE RESIDENCE
Atlanta, GA



For over 130 years, architects, homeowners, universities, commercial and government clients have turned to Ludowici for uniquely beautiful architectural terra cotta products that stand the test of time.

TABLE OF CONTENTS

The Ludowici Difference	3
Ludowici’s Warranty and Green Promise	4
Historic Renovations.....	5
Colors and Textures of Ludowici.....	7
Legacy Collection.....	9
Accessories and Trim.....	71
Graduated and Tower Tile.....	73
Chimney Pots and Wall Coping.....	73
Additional Profiles	74
Underlayment and Fasteners.....	74
Old World Collection.....	75
Quarry Tile Flooring.....	77
Wall Cladding and Solar Shades.....	79
Factory of Ideas.....	81

— THE LUDOWICI DIFFERENCE —

Over 400 years ago in Rome, Italy, the Ludowici family became famous for its expertly crafted roof tile. Today, that old-world legacy continues in the small town of New Lexington, Ohio — where Ludowici still operates in one of its original manufacturing facilities. Built on over 130 years of meticulous craftsmanship and innovation, Ludowici has a long-trusted reputation for developing exceptionally beautiful architectural terra cotta products that last for centuries.

UNMATCHED DURABILITY

Ludowici products last a lifetime in any climate — even the harshest environments — for enduring luxury and beauty that will never fade.

EXCEPTIONAL QUALITY

Ludowici's unmatched materials and processes result in a product that's second to none and delivers a lifetime of beauty.

AFFORDABLE LUXURY

Ludowici has multiple solutions to fit a broad range of lifestyles and budgets.

CUSTOM CRAFTSMANSHIP

Ludowici's product line can be infinitely customized and handcrafted to the finest detail to match any color or fit any architectural style — from modern to old-world.

DOMESTIC PRODUCT

For over 130 years, Ludowici tiles have been made in New Lexington, Ohio, with raw materials sourced just 5 miles away.

COMPANY LONGEVITY

Our history speaks for itself — high-end homeowners, architects and commercial clients have been trusting Ludowici since 1888.

PERSONAL SERVICE

Every customer receives personal attention, and every order is handled with a personal touch.





75 YEAR WARRANTY

PEACE OF MIND FOR A LIFETIME

Ludowici roof tiles and floor tiles manufactured in New Lexington, Ohio are backed by a 75-year material warranty — unmatched in the industry — delivering peace of mind to even the most demanding jobs. Our world-class warranty is included in the cost of your terra cotta tiles and includes color fastness, guaranteeing your roof will remain just as beautiful as the day it was installed.

LUDOWICI'S GREEN PROMISE

At Ludowici, we are committed to manufacturing architectural terra cotta products that honor their heritage from the earth. There are many qualifications that we strive to meet each and every day to help us live up to this promise. Ludowici products are made of locally sourced, natural materials that are produced through a unique process that creates no waste. Ludowici tiles are chemically inert and 100% recyclable, have an average life expectancy of over 100 years and offer energy savings commonly exceeding 20% over asphalt roofing.

Ludowici products also earn some or all of the many certifications from the four main organizations setting the standards for sustainability: Cool Roof Rating Council, Cradle to Cradle, Energy Star and U.S. Green Building Council's LEED program.



Ludo 360™ is a special clay body blend made of clay scrap, shale and waste material that produces a clay tile with 40% post-industrial content. Ludowici can make any of our standard profiles, trim pieces and accessories with our Ludo 360 clay body. Add that to one of our LEED, CRR and Energy Star color glazes, and you have a truly environmentally friendly roof option.

For more information about Ludowici's Green Promise, visit: ludowici.com/solutions/green-sustainable




EAST LAKE GOLF CLUB
Atlanta, GA



GROVE PARK INN & SPA
Asheville, NC



UNION STATION
Denver, CO



PENNSYLVANIA STATE CAPITOL
Harrisburg, PA

HISTORIC RENOVATIONS




For over 130 years, Ludowici has crafted hundreds of different profiles of terra cotta roof tiles as well as thousands of different trim parts ranging from the heavily ornate designs of the Victorian era to the simpler lines of the second industrial revolution. The unique styling and detail of Ludowici tiles and trim are critical components to maintaining the character and charm of historic buildings. However, as architectural styles and tastes have evolved so has Ludowici's product line. Even though some profiles are no longer standard, Ludowici has a vast library of historic patterns and designs.

Using historic catalogs, drawings and technical guides going back to the 1800s, Ludowici's technical service department can identify and quote replacement parts for your historic roof. In addition to replicating Ludowici's own historic tile profiles and trim, Ludowici can match tiles from long gone manufacturers such as B. Mifflin Hood and Heinz.







RENOVATION QUICKSHIP

Ludowici's history as the leader in architectural terra cotta products in the United States since 1888 makes us a trusted partner in home renovation and historic restoration projects. Our unique Renovation QuickShip program allows you to order small quantities of frequently used historic tiles for repairing your roof. These select profiles, trim and colors usually ship in 7-14 days from receipt of a complete order.


RENOVATION QUICKSHIP ROOF TILE PROFILES

CHARACTERISTIC	13 1/4" SPANISH	CLOSED SHINGLE	CLASSIC	FRENCH
Profile				
Size	9 3/4" x 13 1/4"	8 3/4" x 11" x 1 3/16"	9" x 14"	9" x 16 1/4"
Surface	Smooth	Smooth	Smooth	Smooth
Fittings Available	Top Fixtures, Eave Closures and Gable Rakes	Gable Rakes	Under Eaves and Gable Rakes	Gable Rakes

RENOVATION QUICKSHIP HIP AND RIDGE

CHARACTERISTIC	#206 RIDGE	#102 HIP ROLL	CIRCULAR COVER HIP/RIDGE	#211 RIDGE	#118 HIP ROLL	V-HIP/RIDGE
Profile						
Length	13 3/4"	14 1/4"	16"	13 1/4"	14"	14 1/4"
Exposure	12"	12"	13"	12"	12"	12"

RENOVATION QUICKSHIP COLORS



For more information about Renovation QuickShip program, please visit: ludowici.com/renovation-quickship

COLORS OF LUDOWICI

With over 50 designer colors and the ability to custom match nearly any hue, the color possibilities are endless. Plus, our color glazes are kiln fired at extreme temperatures during production, fusing the color into the tile and ensuring that the original tones and hues are retained for generations.


STANDARD COLOR BLENDS



CLAY RED



SUNSET RED
AGED SRI VALUE=32




SLATE RED
AGED SRI VALUE=28



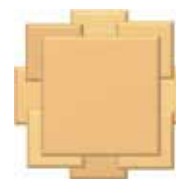
BURGUNDY
AGED SRI VALUE=26



SUMMER ROSE
AGED SRI VALUE=36



SANTIAGO ROSE
AGED SRI VALUE=49



DESERT SAND
AGED SRI VALUE=51



BARCELONA BUFF
AGED SRI VALUE=64



EMPIRE GREEN
AGED SRI VALUE=47



BRIGHT GREEN
AGED SRI VALUE=45



VINTAGE GREEN
AGED SRI VALUE=35



BROOKVILLE GREEN*
AGED SRI VALUE=26



DARK GREEN
AGED SRI VALUE=10



MEDITERRANEAN BLUE*



ROYAL PERSIAN*
AGED SRI VALUE=15



HERITAGE BLUE
AGED SRI VALUE=10



PLUMSTONE
AGED SRI VALUE=8



BRIAR BROWN
AGED SRI VALUE=13



AGED OAK
AGED SRI VALUE=11



BEACH BROWN
AGED SRI VALUE=23



EBONY
AGED SRI VALUE=6



BRUNSWICK BLACK
AGED SRI VALUE=6



MIDNIGHT BLACK*
AGED SRI VALUE=0



LAVA BLACK
AGED SRI VALUE=12



SLATE GRAY
AGED SRI VALUE=23




MONTPELIER GREEN
AGED SRI VALUE=33



ASH GRAY
AGED SRI VALUE=27



MATTE WHITE
AGED SRI VALUE=90



ADOBE FLECK



PROCESS FLASH



SUNSET RED WITH
EBONY MIST



EBONY MIST



SIENNA
AGED SRI VALUE=24



WHITE CEDAR



GOLDEN RED CEDAR



AGED CEDAR



FOREST GREEN
AGED SRI VALUE=28



AGED COPPER



EARTH GRAY



ANTIQUED
MONTPELIER GREEN
AGED SRI VALUE=43



WESTERN CEDAR



VERMONT GRAY BLACK



ANTIQUED
BRUNSWICK BLACK
AGED SRI VALUE=30



ANTIQUED
SLATE GRAY
AGED SRI VALUE=43



MOTTLED GREEN
PURPLE

75 YEAR WARRANTY

Ludowici is proud to include color in our 75-year material warranty.

Colors are shown for representation purposes only. Due to monitor and print calibration differences, these chips should not be used for final product selection. Tiles ordered should be chosen from actual samples available at the time of order. Ludowici reserves the right to alter and adjust products, colors and finishes at any time. Please contact a sales representative for more information.


*Gloss glazes

IMPRESSIONIST SERIES BLENDS

The Impressionist Series utilizes two or three complementary shades applied randomly over a base color to create the patina of a century old roof.

Standard blends can be selected or custom blends can be created using different percentages of the Impressionist Series colors.

The Impressionist Series colors are available on all barrel, interlocking and shingle tiles, excluding French.



TERRA COTTA TEXTURES

At Ludowici, our skilled craftsman can recreate a number of finishes that authentically replicate the surface of age-old tiles. Custom textures can be applied to match historic applications or to meet your specific design aesthetic. Textures reduce glare reflecting off the tile and allow the true color to show through. Many tile textures are applied by hand which allows each tile to have a unique, handmade look.



SMOOTH



FINE MACHINE SCORE



MEDIUM MACHINE SCORE



HAND ROUGHED



PINHOLE



WEATHERED



HAND SLUSHED



BATTERED & BRUSHED BUTT



BATTERED BUTT



WARPED

Not every texture is available on every tile profile. Please see your sales representative for more details.



PRIVATE RESIDENCE
Saint Simons Island, GA

THE LEGACY COLLECTION

Aptly named, Ludowici's Legacy Collection contains more than 40 tile profiles, 50 colors and a variety of textures that have been crafted and perfected over many generations. Since every customer's project is unique, the tiles are produced on an order-by-order basis — many by hand. Every aspect of the tile is customizable — color, texture and profile — and every tile is covered by Ludowici's world-class 75-year limited material warranty. The Legacy Collection is divided in three families — barrel tiles, shingle tiles and interlocking tiles.

BARREL TILES

Ludowici offers a wide range of barrel tiles, so called because of their convex barrel-like shape. The tiles are divided into two varieties based on their design origin, Mission and Spanish, and they are fully customizable.



SHINGLE TILES

Ludowici's shingle tiles can be divided into two broad categories based on the aesthetic they exude: rustic and formal. With small exposures and unique surface textures, Ludowici shingles can be infinitely customized to meet your specific roofing needs.



INTERLOCKING TILES

With graceful proportions and classic aesthetics, Ludowici's interlocking tiles combine an elegant appearance with installation efficiencies. Each tile features different surface textures and interlocking channels, and you can choose from a range of flat and dimensional profiles.



LEGACY COLLECTION

BARREL TILE

Spanish 13 1/4"	11
Spanish 18 3/8"	13
Scandia	15
Palm Beach Mission 18 3/8"	17
Straight Barrel Mission 18 3/8"	19
Italia 16"	21

SHINGLE TILE

Antique	23
Brittany	25
Calais	27
Colonial	29
Cotswold	31
Cottage	33
Crude	35
Georgian	37
Norman	39
Provincial	41
Rustic Colonial	43

INTERLOCKING

Americana 16"	45
Americana 14"	47
Century Shake®	49
Classic 16"	51
Classic 14"	53
French	55
Lanai 16"	57
Lanai 14"	59
Lexington Slate®	61
LudoShake	63
LudoSlate	65
Williamsburg 16"	67
Williamsburg 14"	69



PRIVATE RESIDENCE
Denver, CO



PRIVATE RESIDENCE
Atlanta, GA

SPANISH 13 1/4" BARREL TILE



One of the most popular profiles in Ludowici's Legacy Collection™, Spanish tile is prized for its simple, one-piece barrel design which provides a pattern of distinctive ripples across a roof. Spanish 13 1/4" tile provides an authentic, old European look to any style of architecture from small bungalows to large public institutions. Spanish tiles have a smooth surface, but may be customized with a number of custom textures. Our Spanish tiles are available in all standard and custom colors, mists and blends offered by Ludowici. See the *Colors of Ludowici* brochure for more information about our extensive color program. Ludowici Spanish barrel tile is also available in an 18 3/8" profile.

PHYSICAL CHARACTERISTICS

CHARACTERISTIC	SPANISH 13 1/4" BARREL TILE	PROFILE
Weight Per Square	900 lbs.	
Pieces Per Square	171 pcs.	
Overall Size	9 3/4" x 13 1/4"	
Exposure	8 1/4" x 10 1/4"	
Installed Barrel Height Off Deck	3" Nominal	
Minimum Slope	4:12	
Color Blends	Available in all standard and custom colors. For more information about Ludowici's color program, please see the <i>Colors of Ludowici</i> brochure.	
Base Texture	Smooth Also available in custom textures.* Please see the <i>Terra Cotta Textures</i> brochure for more information.	

APPROVALS & CERTIFICATIONS

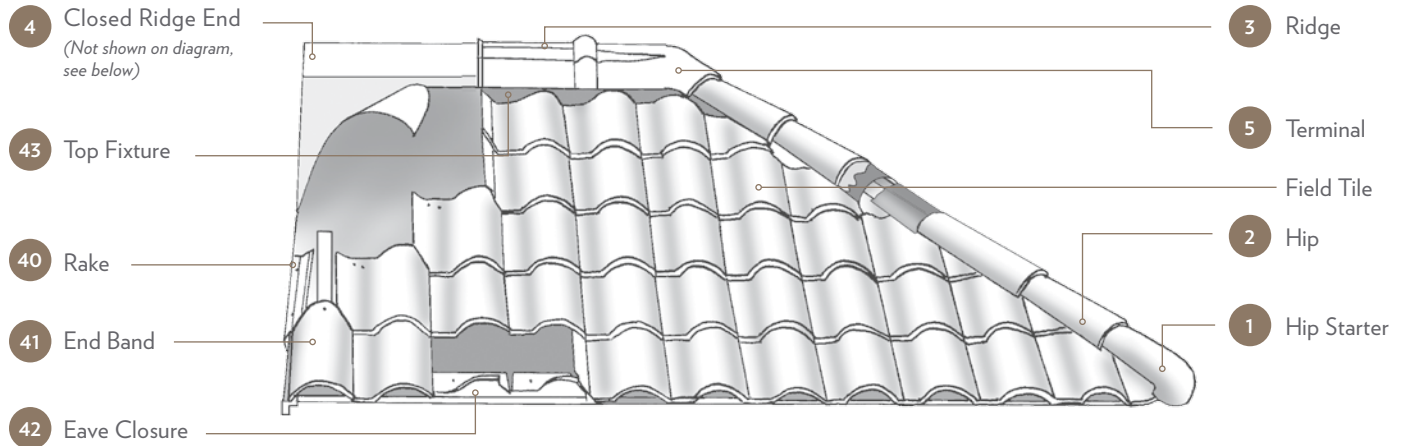
- ◆ Miami-Dade NOA No: 12-0904.18
- ◆ State of Florida Approval No: FL 13777
- ◆ ASTM C1167 Grade 1 Roof Tile With Water Absorption Less Than 2%
- ◆ Class A Fire Rated
- ◆ IAMPO UES ER-452

LUDOWICI WARRANTY

All Ludowici tiles are manufactured in the United States and carry a 75-year warranty against color fading and manufacturing defects. For complete warranty details, please visit www.ludowici.com.



SPANISH 13 1/4" BARREL TILE



HIP & RIDGE							Visit www.ludowici.com to download a detailed product sheet on Hip, Ridge and Decorative Hip Starters.	
PROFILE	1 HIP STARTER	2 HIP	3 RIDGE	4 CLOSED RIDGE END	5 TERMINAL			
Circular Cover Hip & Ridge Trim Group	CC-Hip Starter	CC-Hip	CC-Ridge	CC-Closed Ridge End	CC-2 Hip 1 Ridge Terminal	CC-Low Bump 2 Hip 1 Ridge Terminal		
#102/#206 Hip & Ridge Trim Group	#152 Hip Starter	#102 Hip Roll	#206 Ridge	#206 Closed Ridge End	#102/#206 2 Hip 1 Ridge Terminal	#405 High Bump 2 Hip 1 Ridge Terminal	#406 High Bump Gable Terminal	

FITTINGS							
PROFILE	40 RAKES		41 END BAND	42 EAVES		43 TOP FIXTURE	
	Left Detached Gable Rake	Right Detached Gable Rake	Rolled Rake	End Band	Eave Closure	Closed Eave	Top Fixture
Length	13 1/4"		13 1/4"	13 1/4"	8 1/4"	13 1/4"	5"
Exposure	10 1/4"		10 1/4"	10 1/4"	8 1/4"	8 1/4" x 10 1/4"	8 1/4"
Weight	2.1 lbs./pc.		5.7 lbs./pc.	4.5 lbs./pc.	1.2 lbs./pc.	6.3 lbs./pc.	1.2 lbs./pc.

* Textures available include brushed butt, battered butt, heavy machine score, hand roughed, top sand and weathered. Please see a sales representative for more details. Photos are for representation purposes only and should not be used for final product selection. Tiles ordered should be chosen from actual samples available at the time of order. Ludowici reserves the right to alter and adjust products, colors and finishes at any time. Please contact a sales representative for more information.

SPANISH 18 3/8" BARREL TILE



One of the most popular profiles in Ludowici’s Legacy Collection™, Spanish tile is prized for its simple, one-piece barrel design which provides a pattern of distinctive ripples across a roof. Often synonymous with clay roof tile, Spanish tile enhances virtually any style of architecture from small bungalows to large public institutions. Spanish tiles have a smooth surface but may be customized with a number of custom textures. Our Spanish tiles are available in all standard and custom colors, mists and blends offered by Ludowici. See the *Colors of Ludowici* brochure for more information about our extensive color program. For a more authentic old European look, consider Spanish 13 1/4" tile, or for a higher profile and more dramatic appearance, consider one of Ludowici’s Mission tiles.

PHYSICAL CHARACTERISTICS

CHARACTERISTIC	SPANISH 18 3/8" BARREL TILE	PROFILE
Weight Per Square	800 lbs.	
Pieces Per Square	114 pcs.	
Overall Size	9 3/4" x 18 3/8"	
Exposure	8 1/4" x 15 3/8"	
Installed Barrel Height Off Deck	3" Nominal	
Minimum Slope	4:12	
Color Blends	Available in all standard and custom colors. For more information about Ludowici’s color program, please see the <i>Colors of Ludowici</i> brochure.	
Base Texture	Smooth Also available in custom textures. Please see the <i>Terra Cotta Textures</i> brochure for more information.	

APPROVALS & CERTIFICATIONS

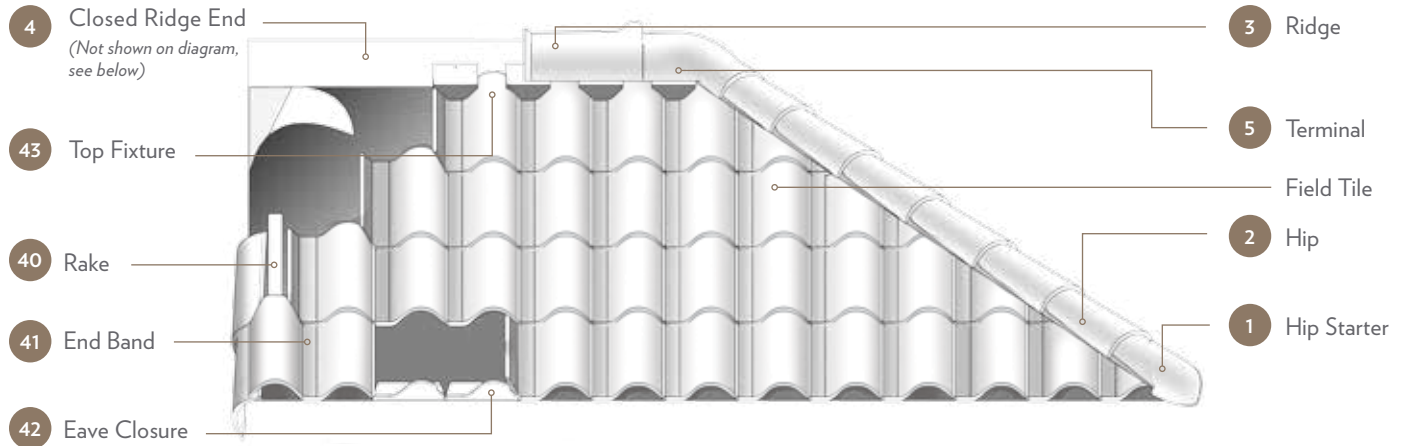
- ◆ Miami-Dade NOA No: 12-0904.18
- ◆ State of Florida Approval No: FL 13777
- ◆ ASTM C1167 Grade 1 Roof Tile With Water Absorption Less Than 2%
- ◆ Class A Fire Rated
- ◆ IAMPO UES ER-452

LUDOWICI WARRANTY

All Ludowici tiles are manufactured in the United States and carry a 75-year warranty against color fading and manufacturing defects. For complete warranty details, please visit www.ludowici.com.



SPANISH 18 3/8" BARREL TILE



HIP & RIDGE							
Visit www.ludowici.com to download a detailed product sheet on Hip, Ridge and Decorative Hip Starters.							
PROFILE	1 HIP STARTER	2 HIP	3 RIDGE	4 CLOSED RIDGE END	5 TERMINAL		
Circular Cover Hip & Ridge Trim Group	CC-Hip Starter	CC-Hip	CC-Ridge	CC-Closed Ridge End	CC-2 Hip 1 Ridge Terminal	CC-Low Bump 2 Hip 1 Ridge Terminal	
#102/#206 Hip & Ridge Trim Group	#152 Hip Starter	#102 Hip Roll	#206 Ridge	#206 Closed Ridge End	#102/#206 2 Hip 1 Ridge Terminal	#405 High Bump 2 Hip 1 Ridge Terminal	#406 High Bump Gable Terminal

FITTINGS						
PROFILE	40 RAKES	41 END BAND	42 EAVES			43 TOP FIXTURE
	Rolled Rake	End Band	Eave Closure	Barrel Eave Pan*	Closed Eave	Top Fixture
Length	18 3/8"	18 3/8"	8 1/4"	18 3/8"	18 3/8"	5"
Exposure	15 3/8"	15 3/8"	8 1/4"	8 1/4" x 15 3/8"	8 1/4" x 15 3/8"	8 1/4"
Weight	6.8 lbs./pc.	4.6 lbs./pc.	1.2 lbs./pc.	9.0 lbs./pc.	8.0 lbs./pc.	1.2 lbs./pc.

* Barrel eave cover piece not shown, but required when using barrel eave pan.

Photos are for representation purposes only and should not be used for final product selection. Tiles ordered should be chosen from actual samples available at the time of order. Ludowici reserves the right to alter and adjust products, colors and finishes at any time. Please contact a sales representative for more information.

SCANDIA BARREL TILE



Scandia tile is synonymous with clay roof tile from northern Europe. Its wide pan and low profile barrel offer a unique and subtle roof texture suitable for a wide range of architectural styles. For a higher profile and more dramatic appearance consider one of Ludowici's Spanish tiles. Scandia tiles are available in all standard and custom colors, mixes and blends offered by Ludowici. See the *Colors of Ludowici* brochure for more information about our extensive color program.

PHYSICAL CHARACTERISTICS

CHARACTERISTIC	SCANDIA BARREL TILE	PROFILE
Weight Per Square	926 lbs.	
Pieces Per Square	188 pcs.	
Overall Size	8 3/4" x 13 1/4"	
Exposure	7 1/2" x 10 1/4"	
Installed Barrel Height Off Deck	3" Nominal	
Minimum Slope	4:12	
Color Blends	Available in all standard and custom colors. For more information about Ludowici's color program, please see the <i>Colors of Ludowici</i> brochure.	
Base Texture	Smooth Also available in custom textures.* Please see the <i>Terra Cotta Textures</i> brochure for more information.	

APPROVALS & CERTIFICATIONS

- ♦ ASTM C1167 Grade 1 Roof Tile With Water Absorption Less Than 2%



LUDOWICI WARRANTY

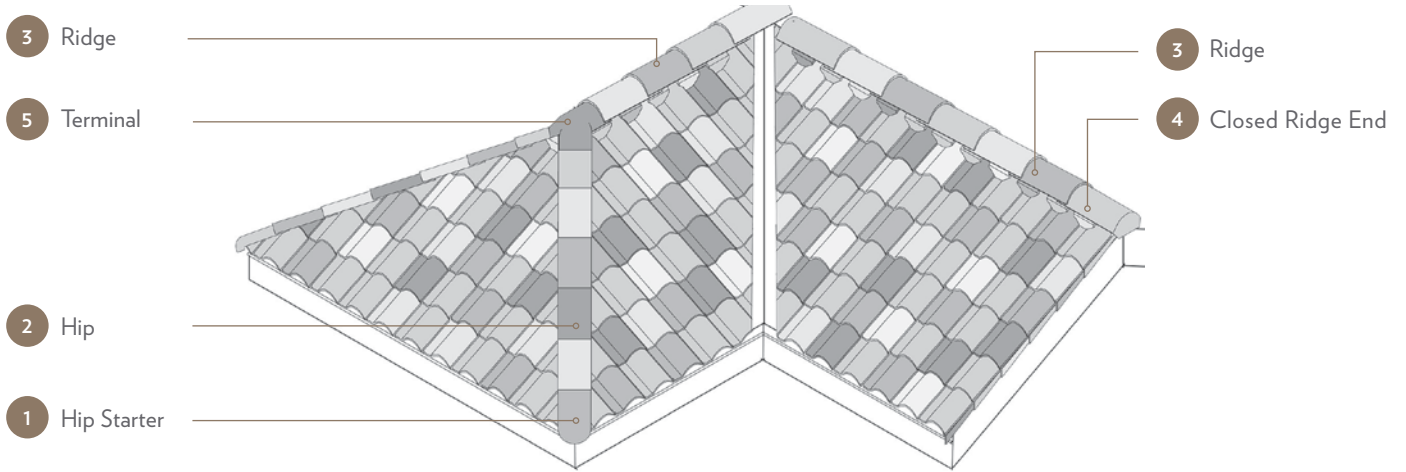
All Ludowici tiles are manufactured in the United States and carry a 75-year warranty against color fading and manufacturing defects. For complete warranty details, please visit www.ludowici.com.



*Textures available include battered butt, brushed butt, heavy machine score, hand roughed, top sand and weathered. Please see a sales representative for more details.

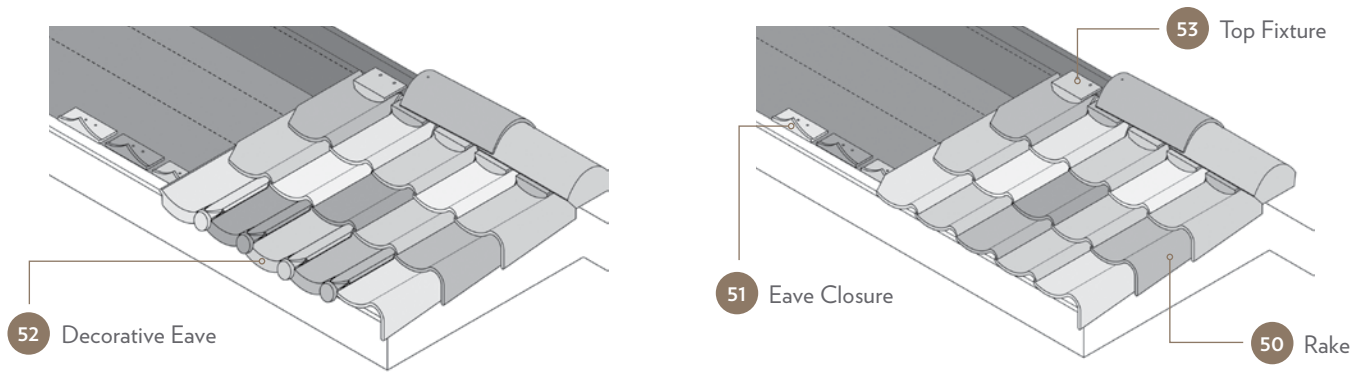
Photos are for representation purposes only and should not be used for final product selection. Tiles ordered should be chosen from actual samples available at the time of order. Ludowici reserves the right to alter and adjust products, colors and finishes at any time. Please contact a sales representative for more information.

SCANDIA BARREL TILE



HIP & RIDGE Visit www.ludowici.com to download a detailed product sheet on Hip, Ridge and Decorative Hip Starters.

PROFILE	1 HIP STARTER	2 HIP	3 RIDGE	4 CLOSED RIDGE END	5 TERMINAL		
Circular Cover Hip & Ridge Trim Group	CC-Hip Starter	CC-Hip	CC-Ridge	CC-Closed Ridge End	CC-2 Hip 1 Ridge Terminal	CC-Low Bump 2 Hip 1 Ridge Terminal	
#102/#206 Hip & Ridge Trim Group	#152 Hip Starter	#102 Hip Roll	#206 Ridge	#206 Closed Ridge End	#102/#206 2 Hip 1 Ridge Terminal	#405 High Bump 2 Hip 1 Ridge Terminal	#406 High Bump Gable Terminal



FITTINGS

PROFILE	50 ATTACHED RAKE	51 EAVE CLOSURE	52 DECORATIVE EAVE	53 TOP FIXTURE
Length	13 1/4"	7 1/4"	13 1/4"	5 11/16"
Exposure	9 3/8" x 10 1/4"	7 1/2"	7 1/2" x 10 1/4"	7 1/2"
Weight	7.4 lbs./pc.	.94 lbs./pc.	6.5 lbs./pc.	.86 lbs./pc.

Use short course tiles as shorter cap tiles in the first row of a "laid-tight method" installation and as pans in the last row at the ridge.

PALM BEACH MISSION 18 3/8" TILE



Ludowici's Palm Beach Mission is a mission barrel system comprised of tapered covers and straight barrel pans with a smooth surface. The longer tiles mean fewer pieces per square creating the most economical of Ludowici's mission tiles. Tiles can be laid in straight rows or staggered. Palm Beach Mission tiles have a smooth surface but may be customized with a number of custom textures. Palm Beach Mission tiles are available in all standard and custom colors, mists and blends offered by Ludowici. See the *Colors of Ludowici* brochure for more information about our extensive color program.

PHYSICAL CHARACTERISTICS

CHARACTERISTIC	PALM BEACH MISSION 18 3/8" TILE	PROFILE
Weight Per Square	1165 lbs.	
Pieces Per Square	163 pcs.	
Overall Size	8" x 18 3/8"	
Exposure	11 1/2" C.C. x 15 3/8"	
Installed Barrel Height Off Deck	4 3/8" Nominal	
Minimum Slope	5:12	
Color Blends	Available in all standard and custom colors. For more information about Ludowici's color program, please see the <i>Colors of Ludowici</i> brochure.	
Base Texture	Smooth Also available in custom textures. Please see the <i>Terra Cotta Textures</i> brochure for more information.	

APPROVALS & CERTIFICATIONS

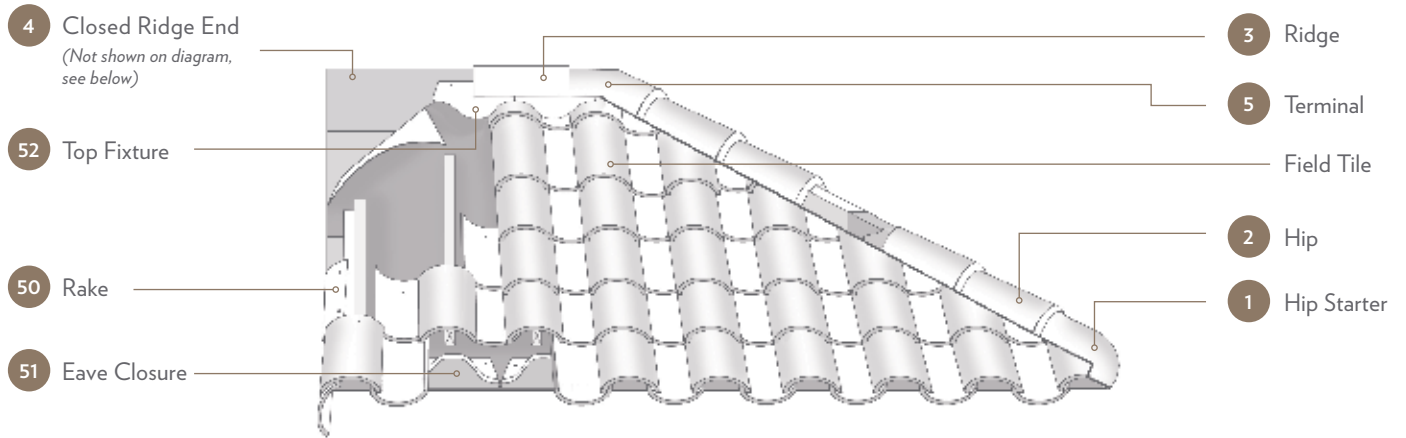
- ◆ Miami-Dade NOA No: 12-0904.17
- ◆ State of Florida Approval No: FL 13777
- ◆ ASTM C1167 Grade 1 Roof Tile With Water Absorption Less Than 2%
- ◆ Class A Fire Rated
- ◆ IAMPO UES ER-452

LUDOWICI WARRANTY

All Ludowici tiles are manufactured in the United States and carry a 75-year warranty against color fading and manufacturing defects. For complete warranty details, please visit www.ludowici.com.



PALM BEACH MISSION 18 3/8" TILE



HIP & RIDGE Visit www.ludowici.com to download a detailed product sheet on Hip, Ridge and Decorative Hip Starters.

PROFILE	1 HIP STARTER	2 HIP	3 RIDGE	4 CLOSED RIDGE END	5 TERMINAL		
Circular Cover Hip & Ridge Trim Group	CC-Hip Starter	CC-Hip	CC-Ridge	CC-Closed Ridge End	CC-2 Hip 1 Ridge Terminal	CC-Low Bump 2 Hip 1 Ridge Terminal	
#102/#206 Hip & Ridge Trim Group	#152 Hip Starter	#102 Hip Roll	#206 Ridge	#206 Closed Ridge End	#102/#206 2 Hip 1 Ridge Terminal	#405 High Bump 2 Hip 1 Ridge Terminal	#406 High Bump Gable Terminal

FITTINGS

PROFILE	50 ROLLED RAKE	51 EAVE CLOSURE	52 TOP FIXTURE	SHORT COURSE*
Length	18 3/8"	11 1/2"	7 1/2"	15 3/8"
Exposure	15 3/8"	11 1/2"	11 1/2"	12 3/8"
Weight	7.1 lbs./pc.	1.7 lbs./pc.	1.7 lbs./pc.	6.5 lbs./pc.

* Use short course tiles as shorter cap tiles in the first row of a "laid-tight method" installation and as pans in the last row at the ridge.

Photos are for representation purposes only and should not be used for final product selection. Tiles ordered should be chosen from actual samples available at the time of order. Ludowici reserves the right to alter and adjust products, colors and finishes at any time. Please contact a sales representative for more information.

STRAIGHT BARREL MISSION 18 3/8" TILE



Inspired by the Spanish Missions of the southwestern U.S., Ludowici's Straight Barrel Mission tile features pans and covers with a smooth clay surface. The longer length of Ludowici's 18 3/8" tile means fewer pieces per square and is the most economical of Ludowici's Mission tiles. They can be laid in straight rows or staggered. Ludowici's Straight Barrel Mission tile is also available in 14 1/4" and 16" profiles. Straight Barrel Mission tiles are available in all standard and custom colors, mists and blends offered by Ludowici. See the *Colors of Ludowici* brochure for more information about our extensive color program.

PHYSICAL CHARACTERISTICS

CHARACTERISTIC	STRAIGHT BARREL MISSION 18 3/8" TILE	PROFILE
Weight Per Square	1165 lbs.	
Pieces Per Square	163 pcs.	
Overall Size	8" x 18 3/8"	
Exposure	11 1/2" C.C. x 15 3/8"	
Installed Barrel Height Off Deck	4 3/8" Nominal	
Minimum Slope	5:12	
Color Blends	Available in all standard and custom colors. For more information about Ludowici's color program, please see the <i>Colors of Ludowici</i> brochure.	
Base Texture	Smooth Also available in custom textures. Please see the <i>Terra Cotta Textures</i> brochure for more information.	

APPROVALS & CERTIFICATIONS

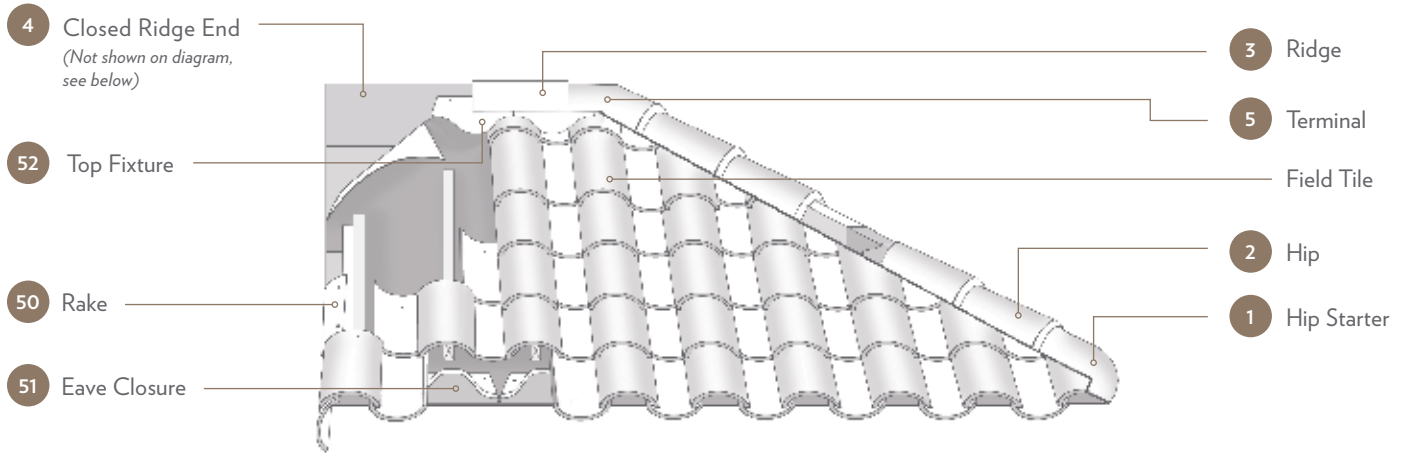
- ◆ Miami-Dade NOA No: 12-0904.17
- ◆ State of Florida Approval No: FL 13777
- ◆ ASTM C1167 Grade 1 Roof Tile With Water Absorption Less Than 2%
- ◆ Class A Fire Rated
- ◆ IAMPO UES ER-452

LUDOWICI WARRANTY

All Ludowici tiles are manufactured in the United States and carry a 75-year warranty against color fading and manufacturing defects. For complete warranty details, please visit www.ludowici.com.



STRAIGHT BARREL MISSION 18 3/8" TILE



HIP & RIDGE							
	Visit www.ludowici.com to download a detailed product sheet on Hip, Ridge and Decorative Hip Starters.						
PROFILE	1 HIP STARTER	2 HIP	3 RIDGE	4 CLOSED RIDGE END	5 TERMINAL		
Circular Cover Hip & Ridge Trim Group	CC-Hip Starter	CC-Hip	CC-Ridge	CC-Closed Ridge End	CC-2 Hip 1 Ridge Terminal	CC-Low Bump 2 Hip 1 Ridge Terminal	
#102/#206 Hip & Ridge Trim Group	#152 Hip Starter	#102 Hip Roll	#206 Ridge	#206 Closed Ridge End	#102/#206 2 Hip 1 Ridge Terminal	#405 High Bump 2 Hip 1 Ridge Terminal	#406 High Bump Gable Terminal

FITTINGS				
PROFILE	50 ROLLED RAKE	51 EAVE CLOSURE	52 TOP FIXTURE	SHORT COURSE*
Length	18 3/8"	11 1/2"	7 1/2"	15 3/8"
Exposure	15 3/8"	11 1/2"	11 1/2"	12 3/8"
Weight	7.1 lbs./pc.	1.7 lbs./pc.	1.7 lbs./pc.	6.5 lbs./pc.

* Use short course tiles as shorter cap tiles in the first row of a "laid-tight method" installation and as pans in the last row at the ridge.

Photos are for representation purposes only and should not be used for final product selection. Tiles ordered should be chosen from actual samples available at the time of order. Ludowici reserves the right to alter and adjust products, colors and finishes at any time. Please contact a sales representative for more information.

ITALIA 16" PAN AND COVER TILE



Ludowici's Italia tile with straight barrel caps and flat pans faithfully matches the authentic look and character of centuries-old Italian roofs. Italia tiles are available in all standard and custom colors, mists and blends offered by Ludowici. See the *Colors of Ludowici* brochure for more information about our extensive color program.

PHYSICAL CHARACTERISTICS

CHARACTERISTIC	ITALIA 16" PAN AND COVER TILE	PROFILE
Weight Per Square	950 lbs.	
Pieces Per Square	148 pcs.	
Overall Size	Cover 8" x 16", Pan 9 3/4" x 16"	
Exposure	15" C.C. x 13"	
Installed Barrel Height Off Deck	4 3/8" Nominal	
Minimum Slope	5:12	
Color Blends	Available in all standard and custom colors. For more information about Ludowici's color program, please see the <i>Colors of Ludowici</i> brochure.	
Base Texture	Smooth Also available in custom textures.* Please see the <i>Terra Cotta Textures</i> brochure for more information.	

APPROVALS & CERTIFICATIONS

- ◆ ASTM C1167 Grade 1 Roof Tile With Water Absorption Less Than 2%



LUDOWICI WARRANTY

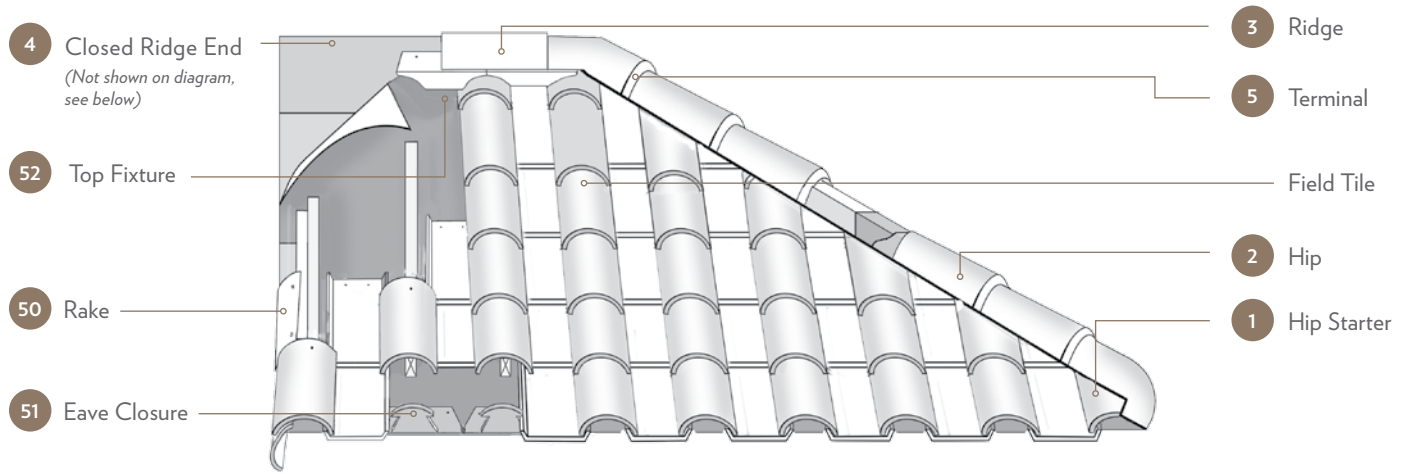
All Ludowici tiles are manufactured in the United States and carry a 75-year warranty against color fading and manufacturing defects. For complete warranty details, please visit www.ludowici.com.



* Textures available include brushed butt, battered butt, hand roughed, hand slushed, top sand and weathered. Please see a sales representative for more details.

Photos are for representation purposes only and should not be used for final product selection. Tiles ordered should be chosen from actual samples available at the time of order. Ludowici reserves the right to alter and adjust products, colors and finishes at any time. Please contact a sales representative for more information.

ITALIA 16" PAN AND COVER TILE



HIP & RIDGE Visit www.ludowici.com to download a detailed product sheet on Hip, Ridge and Decorative Hip Starters.

PROFILE	1 HIP STARTER	2 HIP	3 RIDGE	4 CLOSED RIDGE END	5 TERMINAL		
Circular Cover Hip & Ridge Trim Group	CC-Hip Starter	CC-Hip	CC-Ridge	CC-Closed Ridge End	CC-2 Hip 1 Ridge Terminal	CC-Low Bump 2 Hip 1 Ridge Terminal	
#102/#206 Hip & Ridge Trim Group	#152 Hip Starter	#102 Hip Roll	#206 Ridge	#206 Closed Ridge End	#102/#206 2 Hip 1 Ridge Terminal	#405 High Bump 2 Hip 1 Ridge Terminal	#406 High Bump Gable Terminal

FITTINGS

PROFILE	50 ROLLED RAKE	51 EAVE CLOSURE	52 TOP FIXTURE	SHORT COURSE*
Length	16"	14 3/4"	11 1/8"	13"
Exposure	13"	15"	15"	10"
Weight	7.0 lbs./pc.	1.7 lbs./pc.	1.7 lbs./pc.	5.1 lbs./pc.

* Use short course tiles as shorter cap tiles in the first row of a "laid-tight method" installation and as pans in the last row at the ridge.

ANTIQUE SHINGLE TILE



Uneven lengths, a rough textured surface and severely chipped butts reflecting the feel of old masonry give Ludowici's Antique shingle tile the warmth and character of Old Europe. Antique shingle tiles are available in standard and custom matte colors, mists and blends. See the *Colors of Ludowici* brochure for more information about our extensive color program.

PHYSICAL CHARACTERISTICS

CHARACTERISTIC	ANTIQUE SHINGLE TILE	PROFILE
Weight Per Square	1650 lbs.	
Pieces Per Square	412 pcs.	
Overall Size	7" x 12" x 1/2"	
Exposure	7" x 5"	
Minimum Slope	5:12	
Color Blends	Available in all standard and custom matte colors. For more information about Ludowici's color program, please see the <i>Colors of Ludowici</i> brochure.	
Base Texture	Roughed Also available in custom textures.* Please see the <i>Terra Cotta Textures</i> brochure for more information.	

APPROVALS & CERTIFICATIONS

- ◆ Miami-Dade NOA No: 12-0904.14
- ◆ State of Florida Approval No: FL 13777
- ◆ ASTM C1167 Grade 1 Roof Tile With Water Absorption Less Than 2%
- ◆ Class A Fire Rated
- ◆ IAMPO UES ER-452



LUDOWICI WARRANTY

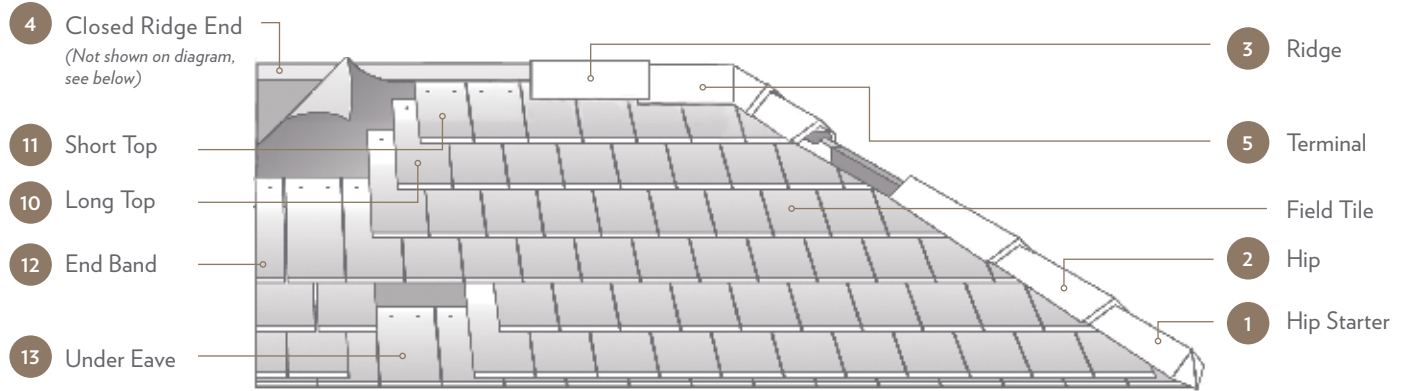
All Ludowici tiles are manufactured in the United States and carry a 75-year warranty against color fading and manufacturing defects. For complete warranty details, please visit www.ludowici.com.



*Textures available include hand slushed and top sand. Please see a sales representative for more details.

Photos are for representation purposes only and should not be used for final product selection. Tiles ordered should be chosen from actual samples available at the time of order. Ludowici reserves the right to alter and adjust products, colors and finishes at any time. Please contact a sales representative for more information.

ANTIQUE SHINGLE TILE



HIP & RIDGE							
Visit www.ludowici.com to download a detailed product sheet on Hip, Ridge and Decorative Hip Starters.							
PROFILE	1 HIP STARTER	2 HIP	3 RIDGE	4 CLOSED RIDGE END	5 TERMINAL		
V-Hip & Ridge Trim Group	V-Hip Starter	V-Hip	V-Ridge	V-Closed Ridge End	V-2 Hip	1 Ridge Terminal	
#118/#211 Hip & Ridge Trim Group	#168 Hip Starter	#118 Hip Roll	#211 Ridge	#211 Closed Ridge End	#118/#211 Hip	2 Hip 1 Ridge Terminal	
Circular Cover Hip & Ridge Trim Group	CC-Hip Starter	CC-Hip	CC-Ridge	CC-Closed Ridge End	CC-2 Hip	1 Ridge Terminal	CC-Low Bump
#102/#206 Hip & Ridge Trim Group	#152 Hip Starter	#102 Hip Roll	#206 Ridge	#206 Closed Ridge End	#102/#206 Hip	2 Hip 1 Ridge Terminal	#405 High Bump
Old Style Trim Group	Bonnet Hip Starter*	Bonnet Hip Roll*	Interlocking Ridge			2 Hip 1 Ridge Terminal	#406 High Bump Gable Terminal
		Aries Hip Plate*					

* Roof slope on each intersecting roof plane needs to be identical to use these pieces.

FITTINGS					
PROFILE	10 LONG TOP	11 SHORT TOP	12 END BAND	13 UNDER EAVE	HEADER COURSE
Actual Size	7" x 9"	7" x 5"	3 1/2" x 12"	7" x 7"	7" x 12"
Exposure	7" x 5"	7" x 2"	3 1/2" x 5"	7"	7" x 9"
Weight	3.0 lbs./pc.	1.7 lbs./pc.	2.0 lbs./pc.	2.4 lbs./pc.	4.0 lbs./pc.

BRITTANY SHINGLE TILE



A dramatic textured tile in irregular lengths with the feel of aged stone, Brittany shingle tile provides a truly provincial appearance. Brittany shingle tiles are available in standard and custom matte colors, mists and blends. See the *Colors of Ludowici* brochure for more information about our extensive color program.

PHYSICAL CHARACTERISTICS

CHARACTERISTIC	BRITTANY SHINGLE TILE	PROFILE
Weight Per Square	1900 lbs.	
Pieces Per Square	412 pcs.	
Overall Size	7" x 12" x 5/8"	
Exposure	7" x 5"	
Minimum Slope	5:12	
Color Blends	Available in all standard and custom matte colors. For more information about Ludowici's color program, please see the <i>Colors of Ludowici</i> brochure.	
Base Texture	Lightly Pressed Stone Also available in custom textures. Please see the <i>Terra Cotta Textures</i> brochure for more information.	

APPROVALS & CERTIFICATIONS

- ◆ Miami-Dade NOA No: 12-0904.14
- ◆ State of Florida Approval No: FL 13777
- ◆ ASTM C1167 Grade 1 Roof Tile With Water Absorption Less Than 2%
- ◆ Class A Fire Rated
- ◆ IAMPO UES ER-452



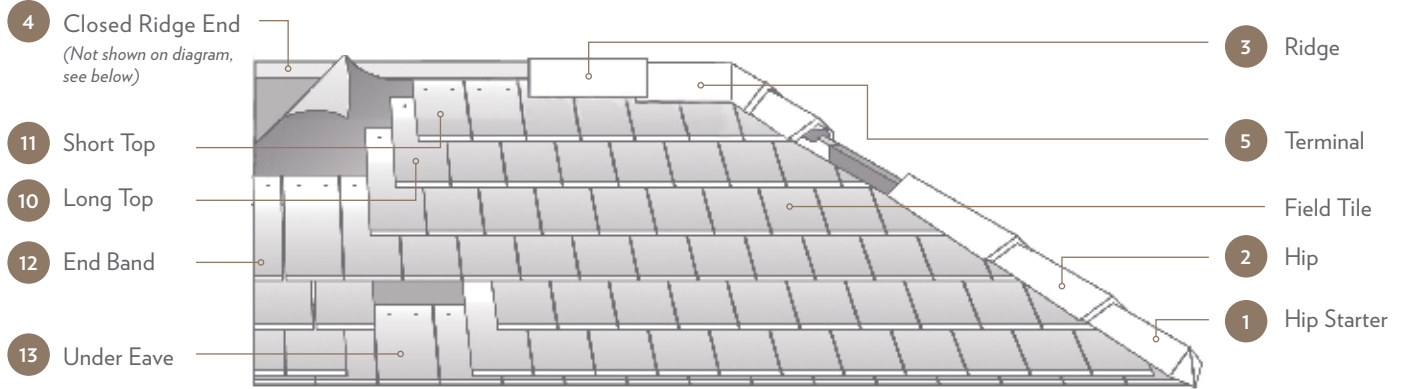
LUDOWICI WARRANTY

All Ludowici tiles are manufactured in the United States and carry a 75-year warranty against color fading and manufacturing defects. For complete warranty details, please visit www.ludowici.com.



Photos are for representation purposes only and should not be used for final product selection. Tiles ordered should be chosen from actual samples available at the time of order. Ludowici reserves the right to alter and adjust products, colors and finishes at any time. Please contact a sales representative for more information.

BRITTANY SHINGLE TILE



HIP & RIDGE							
Visit www.ludowici.com to download a detailed product sheet on Hip, Ridge and Decorative Hip Starters.							
PROFILE	1 HIP STARTER	2 HIP	3 RIDGE	4 CLOSED RIDGE END	5 TERMINAL		
V-Hip & Ridge Trim Group	V-Hip Starter	V-Hip	V-Ridge	V-Closed Ridge End	V-2 Hip	1 Ridge Terminal	
#118/#211 Hip & Ridge Trim Group	#168 Hip Starter	#118 Hip Roll	#211 Ridge	#211 Closed Ridge End	#118/#211 Hip	2 Hip 1 Ridge Terminal	
Circular Cover Hip & Ridge Trim Group	CC-Hip Starter	CC-Hip	CC-Ridge	CC-Closed Ridge End	CC-2 Hip	1 Ridge Terminal	CC-Low Bump
#102/#206 Hip & Ridge Trim Group	#152 Hip Starter	#102 Hip Roll	#206 Ridge	#206 Closed Ridge End	#102/#206 Hip	2 Hip 1 Ridge Terminal	#405 High Bump #406 High Bump Gable Terminal
Old Style Trim Group	Bonnet Hip Starter*	Bonnet Hip Roll* Aries Hip Plate*	Interlocking Ridge				

* Roof slope on each intersecting roof plane needs to be identical to use these pieces.

FITTINGS					
PROFILE	10 LONG TOP	11 SHORT TOP	12 END BAND	13 UNDER EAVE	HEADER COURSE
Actual Size	7" x 9"	7" x 5"	3 1/2" x 12"	7" x 7"	7" x 12"
Exposure	7" x 5"	7" x 2"	3 1/2" x 5"	7"	7" x 9"
Weight	3.5 lbs./pc.	2.0 lbs./pc.	2.4 lbs./pc.	2.7 lbs./pc.	4.6 lbs./pc.

CALAIS SHINGLE TILE



A cratered surface with a rough bottom edge give Ludowici’s Calais shingle tile the look and character of centuries old roof tile from France. Calais shingle tiles are available in standard and custom matte colors, mists and blends. See the *Colors of Ludowici* brochure for more information about our extensive color program.

PHYSICAL CHARACTERISTICS

CHARACTERISTIC	CALAIS SHINGLE TILE	PROFILE
Weight Per Square	1600 lbs.	
Pieces Per Square	317 pcs.	
Overall Size	7" x 15" x 1/2"	
Exposure	7" x 6 1/2"	
Minimum Slope	5:12	
Color Blends	Available in all standard and custom matte colors. For more information about Ludowici’s color program, please see the <i>Colors of Ludowici</i> brochure.	
Base Texture	Dimpled Also available in custom textures. Please see the <i>Terra Cotta Textures</i> brochure for more information.	

APPROVALS & CERTIFICATIONS

- ◆ Miami-Dade NOA No: 12-0904.14
- ◆ State of Florida Approval No: FL 13777
- ◆ ASTM C1167 Grade 1 Roof Tile With Water Absorption Less Than 2%
- ◆ Class A Fire Rated
- ◆ IAMPO UES ER-452



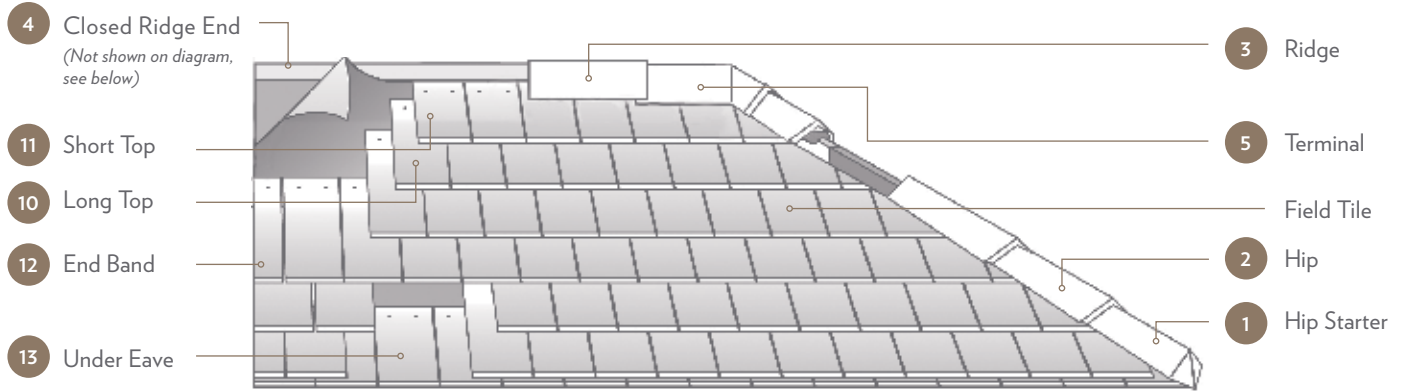
LUDOWICI WARRANTY

All Ludowici tiles are manufactured in the United States and carry a 75-year warranty against color fading and manufacturing defects. For complete warranty details, please visit www.ludowici.com.



Photos are for representation purposes only and should not be used for final product selection. Tiles ordered should be chosen from actual samples available at the time of order. Ludowici reserves the right to alter and adjust products, colors and finishes at any time. Please contact a sales representative for more information.

CALAIS SHINGLE TILE



HIP & RIDGE							
Visit www.ludowici.com to download a detailed product sheet on Hip, Ridge and Decorative Hip Starters.							
PROFILE	1 HIP STARTER	2 HIP	3 RIDGE	4 CLOSED RIDGE END	5 TERMINAL		
V-Hip & Ridge Trim Group	V-Hip Starter	V-Hip	V-Ridge	V-Closed Ridge End	V-2 Hip	1 Ridge Terminal	
#118/#211 Hip & Ridge Trim Group	#168 Hip Starter	#118 Hip Roll	#211 Ridge	#211 Closed Ridge End	#118/#211 Hip	2 Hip 1 Ridge Terminal	
Circular Cover Hip & Ridge Trim Group	CC-Hip Starter	CC-Hip	CC-Ridge	CC-Closed Ridge End	CC-2 Hip	1 Ridge Terminal	CC-Low Bump 2 Hip 1 Ridge Terminal
#102/#206 Hip & Ridge Trim Group	#152 Hip Starter	#102 Hip Roll	#206 Ridge	#206 Closed Ridge End	#102/#206 Hip	2 Hip 1 Ridge Terminal	#405 High Bump 2 Hip 1 Ridge Terminal #406 High Bump Gable Terminal
Old Style Trim Group	Bonnet Hip Starter*	Bonnet Hip Roll* Aries Hip Plate*	Interlocking Ridge				

* Roof slope on each intersecting roof plane needs to be identical to use these pieces.

FITTINGS					
PROFILE	10 LONG TOP	11 SHORT TOP	12 END BAND	13 UNDER EAVE	HEADER COURSE
Actual Size	7" x 10 1/2"	7" x 6 1/2"	3 1/2" x 15"	7" x 8 1/2"	7" x 15"
Exposure	7" x 6 1/2"	7" x 4 1/2"	3 1/2" x 6 1/2"	7"	7" x 12"
Weight	4.2 lbs./pc.	2.6 lbs./pc.	2.9 lbs./pc.	3.4 lbs./pc.	5.0 lbs./pc.

COLONIAL SHINGLE TILE



Long irregular lengths and a rich grooved texture give Ludowici’s Colonial shingle tile the look and feel of hand split wood shake used on Early American and Colonial buildings. However, they can be customized with a number of different custom texture options to create your desired effect. Colonial shingles are available in all standard and custom matte colors, mists and blends offered by Ludowici. See the *Colors of Ludowici* brochure for more information about our extensive color program. For a deeper, more pronounced hand split wood shake texture, consider Rustic Colonial tile.

PHYSICAL CHARACTERISTICS

CHARACTERISTIC	COLONIAL SHINGLE TILE	PROFILE
Weight Per Square	1800 lbs.	
Pieces Per Square	310 pcs.	
Overall Size	7 3/8" x 14 5/8" x 5/8"	
Exposure	7 3/8" x 6 5/16"	
Minimum Slope	5:12	
Color Blends	Available in all standard and custom matte colors. For more information about Ludowici’s color program, please see the <i>Colors of Ludowici</i> brochure.	
Base Texture	Grooved Also available in custom textures. Please see the <i>Terra Cotta Textures</i> brochure for more information.	

APPROVALS & CERTIFICATIONS

- ◆ Miami-Dade NOA No: 12-0904.14
- ◆ State of Florida Approval No: FL 13777
- ◆ ASTM C1167 Grade 1 Roof Tile With Water Absorption Less Than 2%
- ◆ Class A Fire Rated
- ◆ IAMPO UES ER-452



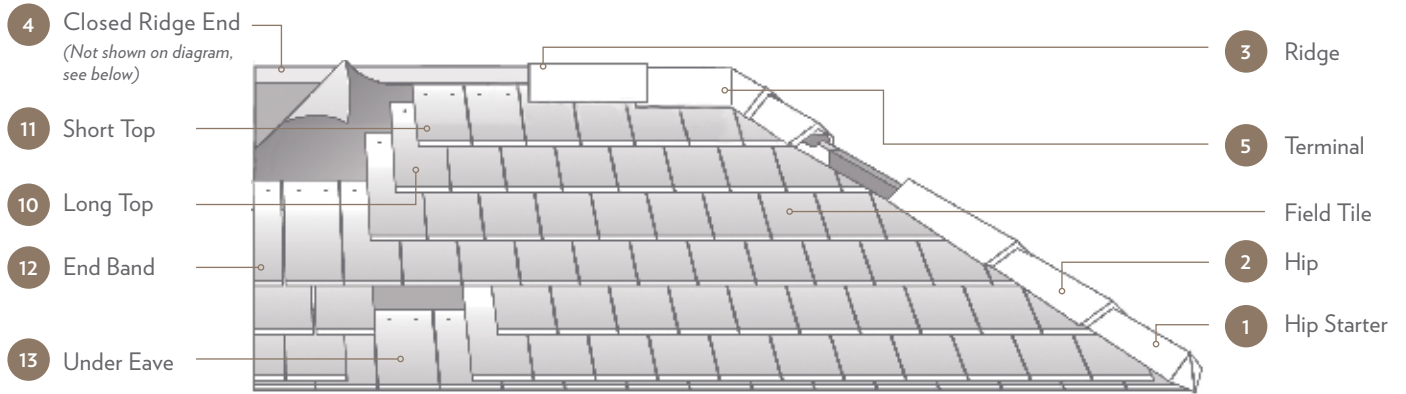
LUDOWICI WARRANTY

All Ludowici tiles are manufactured in the United States and carry a 75-year warranty against color fading and manufacturing defects. For complete warranty details, please visit www.ludowici.com.



Photos are for representation purposes only and should not be used for final product selection. Tiles ordered should be chosen from actual samples available at the time of order. Ludowici reserves the right to alter and adjust products, colors and finishes at any time. Please contact a sales representative for more information.

COLONIAL SHINGLE TILE



HIP & RIDGE							
Visit www.ludowici.com to download a detailed product sheet on Hip, Ridge and Decorative Hip Starters.							
PROFILE	1 HIP STARTER	2 HIP	3 RIDGE	4 CLOSED RIDGE END	5 TERMINAL		
V-Hip & Ridge Trim Group	V-Hip Starter	V-Hip	V-Ridge	V-Closed Ridge End	V-2 Hip	1 Ridge Terminal	
#118/#211 Hip & Ridge Trim Group	#168 Hip Starter	#118 Hip Roll	#211 Ridge	#211 Closed Ridge End	#118/#211 Hip	2 Hip 1 Ridge Terminal	
Circular Cover Hip & Ridge Trim Group	CC-Hip Starter	CC-Hip	CC-Ridge	CC-Closed Ridge End	CC-2 Hip	1 Ridge Terminal	CC-Low Bump 2 Hip 1 Ridge Terminal
#102/#206 Hip & Ridge Trim Group	#152 Hip Starter	#102 Hip Roll	#206 Ridge	#206 Closed Ridge End	#102/#206 Hip	2 Hip 1 Ridge Terminal	#405 High Bump 2 Hip 1 Ridge Terminal #406 High Bump Gable Terminal
Old Style Trim Group	Bonnet Hip Starter*	Bonnet Hip Roll* Aries Hip Plate*	Interlocking Ridge				

* Roof slope on each intersecting roof plane needs to be identical to use these pieces.

FITTINGS					
PROFILE	10 LONG TOP	11 SHORT TOP	12 END BAND	13 UNDER EAVE	HEADER COURSE
Actual Size	7 3/8" x 10 1/2"	7 3/8" x 6 1/2"	3 1/2" x 14 5/8"	7 3/8" x 8 1/2"	7 3/8" x 14 5/8"
Exposure	7 3/8" x 6 5/16"	7 3/8" x 3 5/16"	3 1/2" x 6 5/16"	7 3/8"	7 3/8" x 11 5/8"
Weight	4.2 lbs./pc.	2.6 lbs./pc.	2.9 lbs./pc.	3.4 lbs./pc.	5.8 lbs./pc.

COTSWOLD SHINGLE TILE



Ludowici's Cotswold shingle tiles feature uneven lengths, chiseled edges and a split stone textured surface reminiscent of Cotswold stone from the English countryside. Cotswold shingle tiles add character and charm to any home design. Cotswold shingle tiles are available in standard and custom matte colors, mists and blends. See the *Colors of Ludowici* brochure for more information about our extensive color program.

PHYSICAL CHARACTERISTICS

CHARACTERISTIC	COTSWOLD SHINGLE TILE	PROFILE
Weight Per Square	1925 lbs.	
Pieces Per Square	333 pcs.	
Overall Size	7" x 14 3/8" x 5/8"	
Exposure	7" x 6 5/16"	
Minimum Slope	5:12	
Color Blends	Available in all standard and custom matte colors. For more information about Ludowici's color program, please see the <i>Colors of Ludowici</i> brochure.	
Base Texture	Stone Also available in custom textures. Please see the <i>Terra Cotta Textures</i> brochure for more information.	

APPROVALS & CERTIFICATIONS

- ◆ ASTM C1167 Grade 1 Roof Tile With Water Absorption Less Than 2%



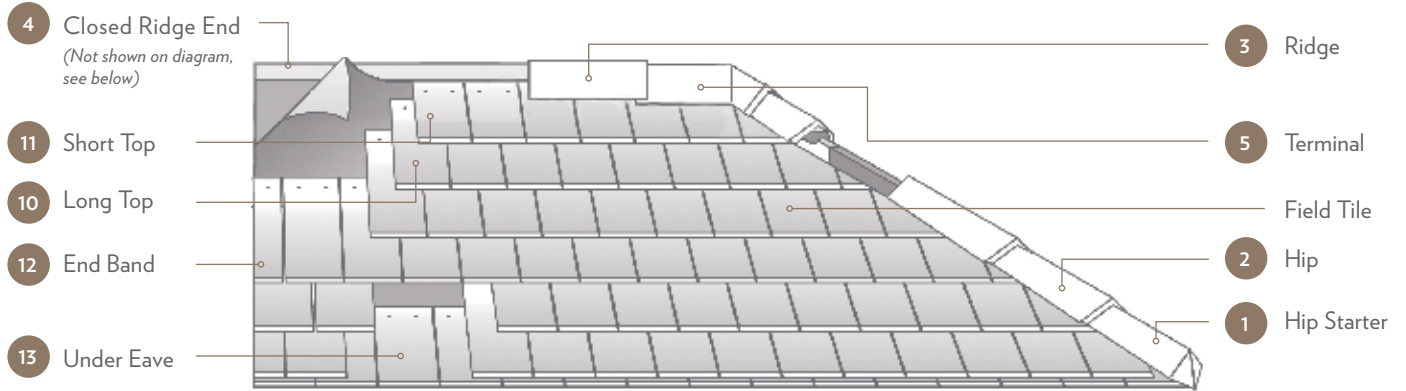
LUDOWICI WARRANTY

All Ludowici tiles are manufactured in the United States and carry a 75-year warranty against color fading and manufacturing defects. For complete warranty details, please visit www.ludowici.com.



Photos are for representation purposes only and should not be used for final product selection. Tiles ordered should be chosen from actual samples available at the time of order. Ludowici reserves the right to alter and adjust products, colors and finishes at any time. Please contact a sales representative for more information.

COTSWOLD SHINGLE TILE



HIP & RIDGE							
Visit www.ludowici.com to download a detailed product sheet on Hip, Ridge and Decorative Hip Starters.							
PROFILE	1 HIP STARTER	2 HIP	3 RIDGE	4 CLOSED RIDGE END	5 TERMINAL		
V-Hip & Ridge Trim Group	V-Hip Starter	V-Hip	V-Ridge	V-Closed Ridge End	V-2 Hip	1 Ridge Terminal	
#118/#211 Hip & Ridge Trim Group	#168 Hip Starter	#118 Hip Roll	#211 Ridge	#211 Closed Ridge End	#118/#211 Hip	2 Hip 1 Ridge Terminal	
Circular Cover Hip & Ridge Trim Group	CC-Hip Starter	CC-Hip	CC-Ridge	CC-Closed Ridge End	CC-2 Hip	1 Ridge Terminal	CC-Low Bump 2 Hip 1 Ridge Terminal
#102/#206 Hip & Ridge Trim Group	#152 Hip Starter	#102 Hip Roll	#206 Ridge	#206 Closed Ridge End	#102/#206 Hip	2 Hip 1 Ridge Terminal	#405 High Bump 2 Hip 1 Ridge Terminal #406 High Bump Gable Terminal
Old Style Trim Group	Bonnet Hip Starter*	Bonnet Hip Roll* Aries Hip Plate*	Interlocking Ridge				

* Roof slope on each intersecting roof plane needs to be identical to use these pieces.

FITTINGS					
PROFILE	10 LONG TOP	11 SHORT TOP	12 END BAND	13 UNDER EAVE	HEADER COURSE
Actual Size	7" x 10 1/2"	7" x 6 1/2"	3 1/2" x 14 5/8"	7" x 8 1/2"	7" x 14 5/8"
Exposure	7" x 6 5/16"	7" x 4 5/16"	3 1/2" x 6 5/16"	7"	7" x 11 5/8"
Weight	4.2 lbs./pc.	2.6 lbs./pc.	2.9 lbs./pc.	3.4 lbs./pc.	5.8 lbs./pc.

COTTAGE SHINGLE TILE



Ludowici's Cottage shingle tile is reminiscent of the tiles adorning centuries Old English country cottages. Enhance the bucolic style by laying the 10" roof tiles in a staggered installation. Cottage tiles can be further enhanced by adding custom textures to suit your design preference. Cottage tiles are available in all standard and custom matte colors, mists and blends offered by Ludowici. See the *Colors of Ludowici* brochure for more information about our extensive color program.

For an even more aged look, try Ludowici's Old World Cottage tile. Old World Cottage tile is available in a mix of 8", 9" and 10" widths. Ludowici craftsmen create a rustic appearance by hand-warping 15% of the tiles.

PHYSICAL CHARACTERISTICS

CHARACTERISTIC	COTTAGE SHINGLE TILE	OLD WORLD COTTAGE			PROFILE
Weight Per Square	1600 lbs.	1600 lbs.			
Pieces Per Square	222 pcs.	248 pcs. (10" Tile: 74, 9" Tile: 82, 8" Tile: 92)			
Overall Size	10" x 15" x 1/2"	8" x 15" x 1/2"	9" x 15" x 1/2"	10" x 15" x 1/2"	
Exposure	10" x 6 1/2"	8" x 6 1/2"	9" x 6 1/2"	10" x 6 1/2"	
Minimum Slope	5:12	5:12			
Color Blends	Available in all standard and custom matte colors. For more information about Ludowici's color program, please see the <i>Colors of Ludowici</i> brochure.				
Base Texture	Weathered or Sanded Also available in custom textures. Please see the <i>Terra Cotta Textures</i> brochure for more information.				

APPROVALS & CERTIFICATIONS

- ♦ ASTM C1167 Grade 1 Roof Tile With Water Absorption Less Than 2%



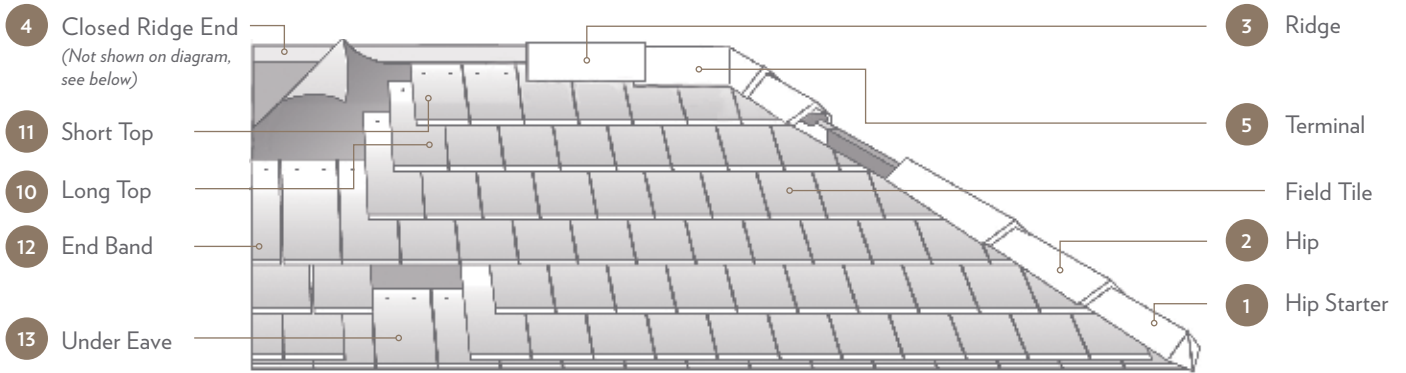
LUDOWICI WARRANTY

All Ludowici tiles are manufactured in the United States and carry a 75-year warranty against color fading and manufacturing defects. For complete warranty details, please visit www.ludowici.com.



Photos are for representation purposes only and should not be used for final product selection. Tiles ordered should be chosen from actual samples available at the time of order. Ludowici reserves the right to alter and adjust products, colors and finishes at any time. Please contact a sales representative for more information.

COTTAGE SHINGLE TILE



HIP & RIDGE							
Visit www.ludowici.com to download a detailed product sheet on Hip, Ridge and Decorative Hip Starters.							
PROFILE	1 HIP STARTER	2 HIP	3 RIDGE	4 CLOSED RIDGE END	5 TERMINAL		
V-Hip & Ridge Trim Group	V-Hip Starter	V-Hip	V-Ridge	V-Closed Ridge End	V-2 Hip	1 Ridge Terminal	
#118/#211 Hip & Ridge Trim Group	#168 Hip Starter	#118 Hip Roll	#211 Ridge	#211 Closed Ridge End	#118/#211	2 Hip 1 Ridge Terminal	
Circular Cover Hip & Ridge Trim Group	CC-Hip Starter	CC-Hip	CC-Ridge	CC-Closed Ridge End	CC-2 Hip	1 Ridge Terminal	CC-Low Bump
#102/#206 Hip & Ridge Trim Group	#152 Hip Starter	#102 Hip Roll	#206 Ridge	#206 Closed Ridge End	#102/#206	2 Hip 1 Ridge Terminal	#405 High Bump #406 High Bump Gable Terminal
Old Style Trim Group	Bonnet Hip Starter*	Bonnet Hip Roll* Aries Hip Plate*	Interlocking Ridge				

* Roof slope on each intersecting roof plane needs to be identical to use these pieces.

FITTINGS					
PROFILE	10 LONG TOP	11 SHORT TOP	12 END BAND	13 UNDER EAVE	HEADER COURSE
Actual Size	10" x 10 1/2"	10" x 6 1/2"	5" x 15"	10" x 8 1/2"	10" x 15"
Exposure	10" x 6 1/2"	10" x 4 1/2"	5" x 6 1/2"	10"	10" x 12"
Weight	4.2 lbs./pc.	2.6 lbs./pc.	2.9 lbs./pc.	3.4 lbs./pc.	5.8 lbs./pc.

CRUDE SHINGLE TILE



Chipped corners, rounded butts and a rough stone surface give Ludowici's Crude shingle tile the authenticity and character of an Old Europe appearance. Crude shingle tiles are available in standard and custom matte colors, mists and blends. See the *Colors of Ludowici* brochure for more information about our extensive color program.

PHYSICAL CHARACTERISTICS

CHARACTERISTIC	CRUDE SHINGLE TILE	PROFILE
Weight Per Square	1935 lbs.	
Pieces Per Square	480 pcs.	
Overall Size	6" x 12" x 5/8"	
Exposure	6" x 5"	
Minimum Slope	5:12	
Color Blends	Available in all standard and custom matte colors. For more information about Ludowici's color program, please see the <i>Colors of Ludowici</i> brochure.	
Base Texture	Stone Also available in custom textures. Please see the <i>Terra Cotta Textures</i> brochure for more information.	

APPROVALS & CERTIFICATIONS

- ◆ Miami-Dade NOA No: 12-0904.14
- ◆ State of Florida Approval No: FL 13777
- ◆ ASTM C1167 Grade 1 Roof Tile With Water Absorption Less Than 2%
- ◆ Class A Fire Rated
- ◆ IAMPO UES ER-452



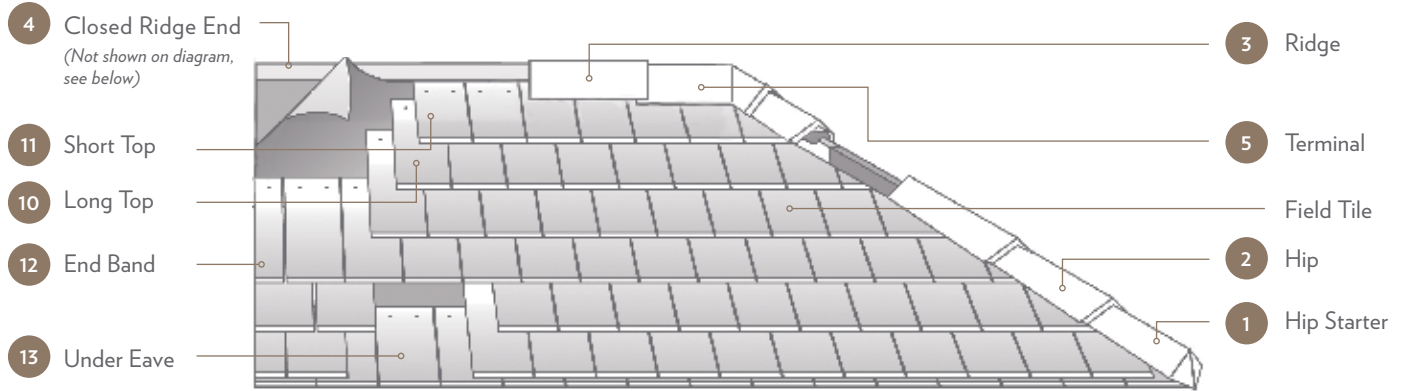
LUDOWICI WARRANTY

All Ludowici tiles are manufactured in the United States and carry a 75-year warranty against color fading and manufacturing defects. For complete warranty details, please visit www.ludowici.com.



Photos are for representation purposes only and should not be used for final product selection. Tiles ordered should be chosen from actual samples available at the time of order. Ludowici reserves the right to alter and adjust products, colors and finishes at any time. Please contact a sales representative for more information.

CRUDE SHINGLE TILE



HIP & RIDGE							
Visit www.ludowici.com to download a detailed product sheet on Hip, Ridge and Decorative Hip Starters.							
PROFILE	1 HIP STARTER	2 HIP	3 RIDGE	4 CLOSED RIDGE END	5 TERMINAL		
V-Hip & Ridge Trim Group	V-Hip Starter	V-Hip	V-Ridge	V-Closed Ridge End	V-2 Hip	1 Ridge Terminal	
#118/#211 Hip & Ridge Trim Group	#168 Hip Starter	#118 Hip Roll	#211 Ridge	#211 Closed Ridge End	#118/#211 Hip	2 Hip 1 Ridge Terminal	
Circular Cover Hip & Ridge Trim Group	CC-Hip Starter	CC-Hip	CC-Ridge	CC-Closed Ridge End	CC-2 Hip	1 Ridge Terminal	CC-Low Bump 2 Hip 1 Ridge Terminal
#102/#206 Hip & Ridge Trim Group	#152 Hip Starter	#102 Hip Roll	#206 Ridge	#206 Closed Ridge End	#102/#206 Hip	2 Hip 1 Ridge Terminal	#405 High Bump 2 Hip 1 Ridge Terminal #406 High Bump Gable Terminal
Old Style Trim Group	Bonnet Hip Starter*	Bonnet Hip Roll* Aries Hip Plate*	Interlocking Ridge				

* Roof slope on each intersecting roof plane needs to be identical to use these pieces.

FITTINGS					
PROFILE	10 LONG TOP	11 SHORT TOP	12 END BAND	13 UNDER EAVE	HEADER COURSE
Actual Size	6" x 9"	6" x 5"	3" x 12"	6" x 7"	6" x 12"
Exposure	6" x 5"	6" x 2"	3" x 5"	6"	6" x 9"
Weight	3.1 lbs./pc.	1.7 lbs./pc.	2.1 lbs./pc.	3.0 lbs./pc.	4.1 lbs./pc.

GEORGIAN SHINGLE TILE



Georgian shingle tile’s scored wood sawn finish and square bottom edge evokes the texture and character of hand split wood shakes. Georgian tile has a permanent non-fading finish and it will not rot, warp, curl or burn like wood shakes. In addition to the standard 8” width, widths of 9” and 10” can be mixed for a more random appearance. Georgian shingle tiles are available in all standard and custom matte colors, mists and blends offered by Ludowici. See the *Colors of Ludowici* brochure for more information about our extensive color program.

PHYSICAL CHARACTERISTICS

CHARACTERISTIC	GEORGIAN SHINGLE TILE	PROFILE
Weight Per Square	1600 lbs.	
Pieces Per Square	276 pcs.	
Overall Size	8” x 15” x 1/2”	
Exposure	8” x 6 1/2”	
Minimum Slope	5:12	
Color Blends	Available in all standard and custom matte colors. For more information about Ludowici’s color program, please see the <i>Colors of Ludowici</i> brochure.	
Base Texture	Georgian Scoring Also available in custom textures.* Please see the <i>Terra Cotta Textures</i> brochure for more information.	

APPROVALS & CERTIFICATIONS

- ◆ Miami-Dade NOA No: 12-0904.14
- ◆ State of Florida Approval No: FL 13777
- ◆ ASTM C1167 Grade 1 Roof Tile With Water Absorption Less Than 2%
- ◆ Class A Fire Rated
- ◆ IAMPO UES ER-452



LUDOWICI WARRANTY

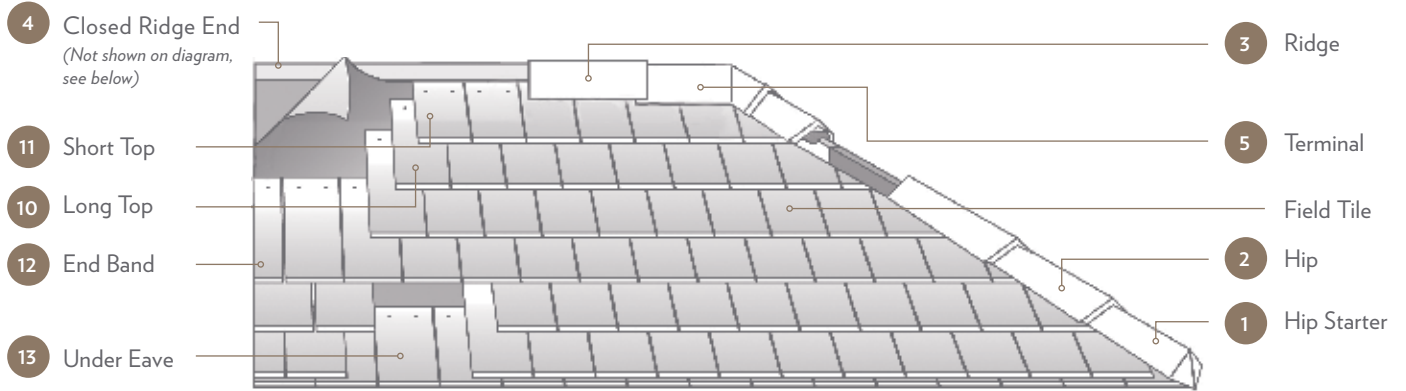
All Ludowici tiles are manufactured in the United States and carry a 75-year warranty against color fading and manufacturing defects. For complete warranty details, please visit www.ludowici.com.



* Textures available include brushed butt, battered butt, top sand and other scoring options. Similar tile profiles available in additional textures. Please see a sales representative for more details.

Photos are for representation purposes only and should not be used for final product selection. Tiles ordered should be chosen from actual samples available at the time of order. Ludowici reserves the right to alter and adjust products, colors and finishes at any time. Please contact a sales representative for more information.

GEORGIAN SHINGLE TILE



HIP & RIDGE							
Visit www.ludowici.com to download a detailed product sheet on Hip, Ridge and Decorative Hip Starters.							
PROFILE	1 HIP STARTER	2 HIP	3 RIDGE	4 CLOSED RIDGE END	5 TERMINAL		
V-Hip & Ridge Trim Group	V-Hip Starter	V-Hip	V-Ridge	V-Closed Ridge End	V-2 Hip	1 Ridge Terminal	
#118/#211 Hip & Ridge Trim Group	#168 Hip Starter	#118 Hip Roll	#211 Ridge	#211 Closed Ridge End	#118/#211 Hip	2 Hip 1 Ridge Terminal	
Circular Cover Hip & Ridge Trim Group	CC-Hip Starter	CC-Hip	CC-Ridge	CC-Closed Ridge End	CC-2 Hip	1 Ridge Terminal	CC-Low Bump
#102/#206 Hip & Ridge Trim Group	#152 Hip Starter	#102 Hip Roll	#206 Ridge	#206 Closed Ridge End	#102/#206 Hip	2 Hip 1 Ridge Terminal	#405 High Bump
Old Style Trim Group	Bonnet Hip Starter*	Bonnet Hip Roll*	Interlocking Ridge			2 Hip 1 Ridge Terminal	#406 High Bump Gable Terminal
		Aries Hip Plate*					

* Roof slope on each intersecting roof plane needs to be identical to use these pieces.

FITTINGS					
PROFILE	10 LONG TOP	11 SHORT TOP	12 END BAND	13 UNDER EAVE	HEADER COURSE
Actual Size	8" x 10 1/2"	8" x 6 1/2"	4" x 15"	8" x 8 1/2"	8" x 15"
Exposure	8" x 6 1/2"	8" x 4 1/2"	4" x 6 1/2"	8"	8" x 12"
Weight	4.2 lbs./pc.	2.6 lbs./pc.	2.9 lbs./pc.	3.4 lbs./pc.	5.8 lbs./pc.

NORMAN SHINGLE TILE



Ludowici's Norman shingle tile with a cratered surface, black-sanded finish and rough bottom edge has the look and character of centuries old roof tiles from the Normandy region of France. Norman shingle tiles typically feature Santiago Rose glaze with a black sand accent, but may be customized for your project's aesthetic. Norman shingle tiles are backed with the Ludowici 75-year material warranty, including color.

PHYSICAL CHARACTERISTICS

CHARACTERISTIC	NORMAN SHINGLE TILE	PROFILE
Weight Per Square	1600 lbs.	
Pieces Per Square	317 pcs.	
Overall Size	7" x 15" x 1/2"	
Exposure	7" x 6 1/2"	
Minimum Slope	5:12	
Color Blends	Santiago Rose with Black Sand Also available in other standard and custom matte colors. For more information about Ludowici's color program, please see the <i>Colors of Ludowici</i> brochure.	
Base Texture	Dimpled and Hand Sanded Also available in custom textures. Please see the <i>Terra Cotta Textures</i> brochure for more information.	

APPROVALS & CERTIFICATIONS

- ◆ Miami-Dade NOA No: 12-0904.14
- ◆ State of Florida Approval No: FL 13777
- ◆ ASTM C1167 Grade 1 Roof Tile With Water Absorption Less Than 2%
- ◆ Class A Fire Rated
- ◆ IAMPO UES ER-452



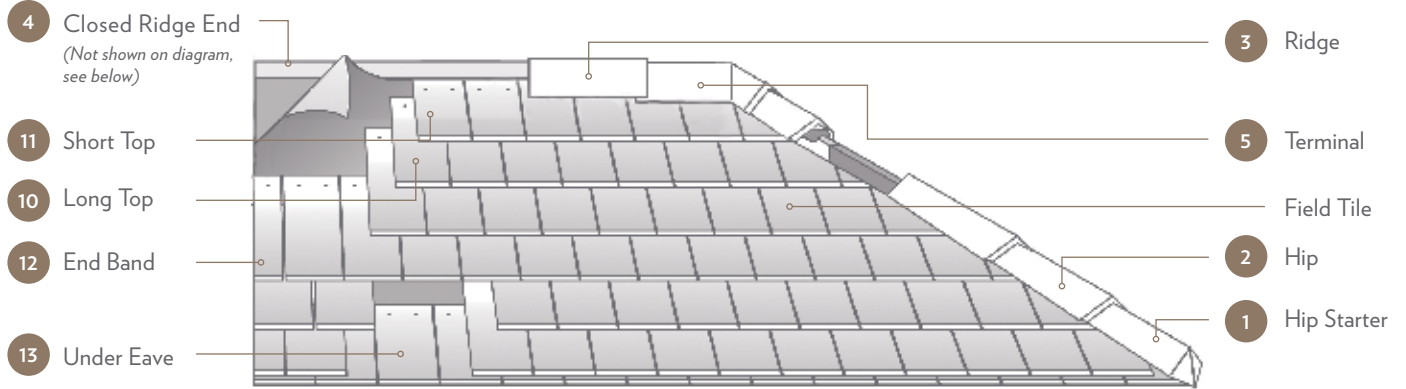
LUDOWICI WARRANTY

All Ludowici tiles are manufactured in the United States and carry a 75-year warranty against color fading and manufacturing defects. For complete warranty details, please visit www.ludowici.com.



Photos are for representation purposes only and should not be used for final product selection. Tiles ordered should be chosen from actual samples available at the time of order. Ludowici reserves the right to alter and adjust products, colors and finishes at any time. Please contact a sales representative for more information.

NORMAN SHINGLE TILE



HIP & RIDGE							
Visit www.ludowici.com to download a detailed product sheet on Hip, Ridge and Decorative Hip Starters.							
PROFILE	1 HIP STARTER	2 HIP	3 RIDGE	4 CLOSED RIDGE END	5 TERMINAL		
V-Hip & Ridge Trim Group	V-Hip Starter	V-Hip	V-Ridge	V-Closed Ridge End	V-2 Hip	1 Ridge Terminal	
#118/#211 Hip & Ridge Trim Group	#168 Hip Starter	#118 Hip Roll	#211 Ridge	#211 Closed Ridge End	#118/#211 Hip	2 Hip 1 Ridge Terminal	
Circular Cover Hip & Ridge Trim Group	CC-Hip Starter	CC-Hip	CC-Ridge	CC-Closed Ridge End	CC-2 Hip	1 Ridge Terminal	CC-Low Bump
#102/#206 Hip & Ridge Trim Group	#152 Hip Starter	#102 Hip Roll	#206 Ridge	#206 Closed Ridge End	#102/#206 Hip	2 Hip 1 Ridge Terminal	#405 High Bump #406 High Bump Gable Terminal
Old Style Trim Group	Bonnet Hip Starter*	Bonnet Hip Roll* Aries Hip Plate*	Interlocking Ridge				

* Roof slope on each intersecting roof plane needs to be identical to use these pieces.

FITTINGS					
PROFILE	10 LONG TOP	11 SHORT TOP	12 END BAND	13 UNDER EAVE	HEADER COURSE
Actual Size	7" x 10 1/2"	7" x 6 1/2"	3 1/2" x 15"	7" x 8 1/2"	7" x 15"
Exposure	7" x 6 1/2"	7" x 4 1/2"	3 1/2" x 6 1/2"	7"	7" x 12"
Weight	4.2 lbs./pc.	2.6 lbs./pc.	2.5 lbs./pc.	3.4 lbs./pc.	5.0 lbs./pc.

PROVINCIAL SHINGLE TILE



Ludowici's Provincial shingle tile has a glare reducing fine machine scored surface and a beveled butt providing a clean elegant look suitable for all architectural styles. Provincial shingle tiles are available in standard and custom matte colors, mists and blends. See the *Colors of Ludowici* brochure for more information about our extensive color program.

PHYSICAL CHARACTERISTICS

CHARACTERISTIC	PROVINCIAL SHINGLE TILE	PROFILE
Weight Per Square	1575 lbs.	
Pieces Per Square	317 pcs.	
Overall Size	7" x 15" x 1/2"	
Exposure	7" x 6 1/2"	
Minimum Slope	5:12	
Color Blends	Available in all standard and custom matte colors. For more information about Ludowici's color program, please see the <i>Colors of Ludowici</i> brochure.	
Base Texture	Fine Machine Score Also available in custom textures. Please see the <i>Terra Cotta Textures</i> brochure for more information.	

APPROVALS & CERTIFICATIONS

- ◆ Miami-Dade NOA No: 12-0904.14
- ◆ State of Florida Approval No: FL 13777
- ◆ ASTM C1167 Grade 1 Roof Tile With Water Absorption Less Than 2%
- ◆ Class A Fire Rated
- ◆ IAMPO UES ER-452



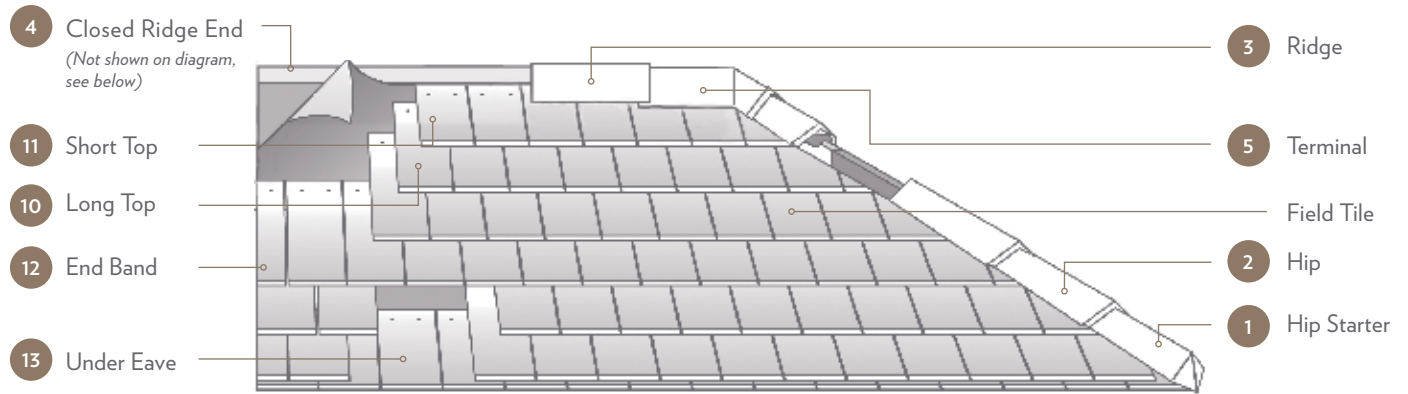
LUDOWICI WARRANTY

All Ludowici tiles are manufactured in the United States and carry a 75-year warranty against color fading and manufacturing defects. For complete warranty details, please visit www.ludowici.com.



Photos are for representation purposes only and should not be used for final product selection. Tiles ordered should be chosen from actual samples available at the time of order. Ludowici reserves the right to alter and adjust products, colors and finishes at any time. Please contact a sales representative for more information.

PROVINCIAL SHINGLE TILE



HIP & RIDGE							
Visit www.ludowici.com to download a detailed product sheet on Hip, Ridge and Decorative Hip Starters.							
PROFILE	1 HIP STARTER	2 HIP	3 RIDGE	4 CLOSED RIDGE END	5 TERMINAL		
V-Hip & Ridge Trim Group	V-Hip Starter	V-Hip	V-Ridge	V-Closed Ridge End	V-2 Hip	1 Ridge Terminal	
#118/#211 Hip & Ridge Trim Group	#168 Hip Starter	#118 Hip Roll	#211 Ridge	#211 Closed Ridge End	#118/#211 Hip	2 Hip 1 Ridge Terminal	
Circular Cover Hip & Ridge Trim Group	CC-Hip Starter	CC-Hip	CC-Ridge	CC-Closed Ridge End	CC-2 Hip	1 Ridge Terminal	CC-Low Bump
#102/#206 Hip & Ridge Trim Group	#152 Hip Starter	#102 Hip Roll	#206 Ridge	#206 Closed Ridge End	#102/#206 Hip	2 Hip 1 Ridge Terminal	#405 High Bump #406 High Bump Gable Terminal
Old Style Trim Group	Bonnet Hip Starter*	Bonnet Hip Roll* Aries Hip Plate*	Interlocking Ridge				

* Roof slope on each intersecting roof plane needs to be identical to use these pieces.

FITTINGS					
PROFILE	10 LONG TOP	11 SHORT TOP	12 END BAND	13 UNDER EAVE	HEADER COURSE
Actual Size	7" x 10 1/2"	7" x 6 1/2"	3 1/2" x 15"	7" x 8 1/2"	7" x 15"
Exposure	7" x 6 1/2"	7" x 4 1/2"	3 1/2" x 6 1/2"	7"	7" x 12"
Weight	4.2 lbs./pc.	2.6 lbs./pc.	2.5 lbs./pc.	3.4 lbs./pc.	4.9 lbs./pc.

RUSTIC COLONIAL SHINGLE TILE



Long irregular lengths and a deep rich grooved texture give Ludowici's Rustic Colonial shingle tile the look and feel of hand split wood shakes used on Early American and Colonial buildings. Rustic Colonial shingle tiles are available in standard and custom matte colors, mists and blends. See the *Colors of Ludowici* brochure for more information about our extensive color program.

PHYSICAL CHARACTERISTICS

CHARACTERISTIC	RUSTIC COLONIAL SHINGLE TILE	PROFILE
Weight Per Square	1800 lbs.	
Pieces Per Square	310 pcs.	
Overall Size	7 3/8" x 14 5/8" x 5/8"	
Exposure	7 3/8" x 6 5/16"	
Minimum Slope	5:12	
Color Blends	Available in all standard and custom matte colors. For more information about Ludowici's color program, please see the <i>Colors of Ludowici</i> brochure.	
Base Texture	Deep Grooved Bark Also available in custom textures. Please see the <i>Terra Cotta Textures</i> brochure for more information.	

APPROVALS & CERTIFICATIONS

- ◆ ASTM C1167 Grade 1 Roof Tile With Water Absorption Less Than 2%



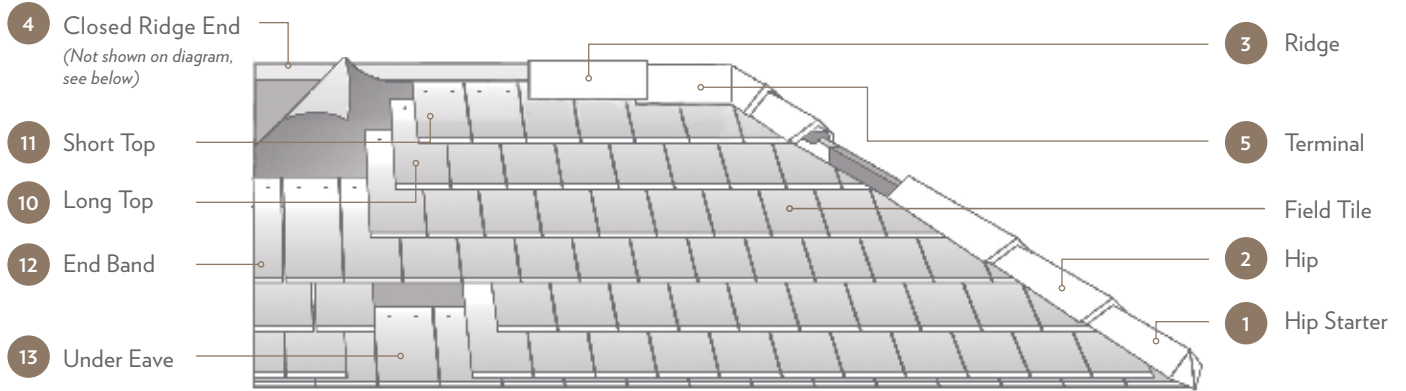
LUDOWICI WARRANTY

All Ludowici tiles are manufactured in the United States and carry a 75-year warranty against color fading and manufacturing defects. For complete warranty details, please visit www.ludowici.com.



Photos are for representation purposes only and should not be used for final product selection. Tiles ordered should be chosen from actual samples available at the time of order. Ludowici reserves the right to alter and adjust products, colors and finishes at any time. Please contact a sales representative for more information.

RUSTIC COLONIAL SHINGLE TILE



HIP & RIDGE							
Visit www.ludowici.com to download a detailed product sheet on Hip, Ridge and Decorative Hip Starters.							
PROFILE	1 HIP STARTER	2 HIP	3 RIDGE	4 CLOSED RIDGE END	5 TERMINAL		
V-Hip & Ridge Trim Group	V-Hip Starter	V-Hip	V-Ridge	V-Closed Ridge End	V-2 Hip	1 Ridge Terminal	
#118/#211 Hip & Ridge Trim Group	#168 Hip Starter	#118 Hip Roll	#211 Ridge	#211 Closed Ridge End	#118/#211 Hip	2 Hip 1 Ridge Terminal	
Circular Cover Hip & Ridge Trim Group	CC-Hip Starter	CC-Hip	CC-Ridge	CC-Closed Ridge End	CC-2 Hip	1 Ridge Terminal	CC-Low Bump 2 Hip 1 Ridge Terminal
#102/#206 Hip & Ridge Trim Group	#152 Hip Starter	#102 Hip Roll	#206 Ridge	#206 Closed Ridge End	#102/#206 Hip	2 Hip 1 Ridge Terminal	#405 High Bump 2 Hip 1 Ridge Terminal #406 High Bump Gable Terminal
Old Style Trim Group	Bonnet Hip Starter*	Bonnet Hip Roll* Aries Hip Plate*	Interlocking Ridge				

* Roof slope on each intersecting roof plane needs to be identical to use these pieces.

FITTINGS					
PROFILE	10 LONG TOP	11 SHORT TOP	12 END BAND	13 UNDER EAVE	HEADER COURSE
Actual Size	7 3/8" x 10 1/2"	7 3/8" x 6 1/2"	3 1/2" x 14 5/8"	7 3/8" x 8 1/2"	7 3/8" x 14 5/8"
Exposure	7 3/8" x 6 5/16"	7 3/8" x 3 5/16"	3 1/2" x 6 5/16"	7 3/8"	7 3/8" x 11 5/8"
Weight	4.2 lbs./pc.	2.6 lbs./pc.	2.9 lbs./pc.	3.4 lbs./pc.	5.8 lbs./pc.

AMERICANA 16" INTERLOCKING TILE



Part of the Legacy Collection, Americana 16" tile features a lightly pressed bark texture and a gently rounded butt. Reminiscent of weathered wood shake, Americana interlocking tile provides a refined yet rustic look to complement a variety of architectural styles. The larger profile means fewer pieces per square and a more economical installation. Americana is also available in a smaller 14" profile. Americana interlocking tiles are available in all standard and custom colors, mists and blends offered by Ludowici. See the *Colors of Ludowici* brochure for more information about our extensive color program.

PHYSICAL CHARACTERISTICS

CHARACTERISTIC	AMERICANA 16" INTERLOCKING TILE	PROFILE
Weight Per Square	750 lbs.	
Pieces Per Square	109 pcs.	
Overall Size	10 3/4" x 16" x 7/8"	
Exposure	10 1/8" x 13" x 7/8"	
Minimum Slope	3:12	
Color Blends	Available in all standard and custom colors. For more information about Ludowici's color program, please see the <i>Colors of Ludowici</i> brochure.	
Base Texture	Lightly Pressed Bark Also available in custom textures.* Please see the <i>Terra Cotta Textures</i> brochure for more information.	

APPROVALS & CERTIFICATIONS

- ◆ Miami-Dade NOA No: 13-0430.08
- ◆ State of Florida Approval No: FL 13777
- ◆ ASTM C1167 Grade 1 Roof Tile With Water Absorption Less Than 2%
- ◆ Class A Fire Rated
- ◆ IAMPO UES ER-452

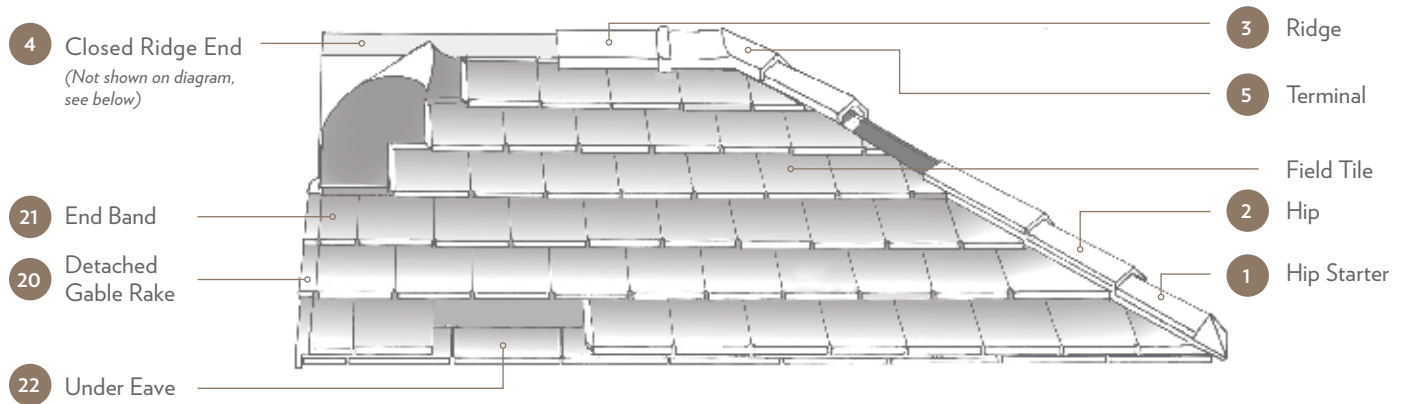
LUDOWICI WARRANTY

All Ludowici tiles are manufactured in the United States and carry a 75-year warranty against color fading and manufacturing defects. For complete warranty details, please visit www.ludowici.com.



* Textures available include brushed butt, battered butt and top sand. Similar tile profiles available in additional textures. Please see a sales representative for more details. Photos are for representation purposes only and should not be used for final product selection. Tiles ordered should be chosen from actual samples available at the time of order. Ludowici reserves the right to alter and adjust products, colors and finishes at any time. Please contact a sales representative for more information.

AMERICANA 16" INTERLOCKING TILE



HIP & RIDGE							
Visit www.ludowici.com to download a detailed product sheet on Hip, Ridge and Decorative Hip Starters.							
PROFILE	1 HIP STARTER	2 HIP	3 RIDGE	4 CLOSED RIDGE END	5 TERMINAL		
V-Hip & Ridge Trim Group	V-Hip Starter	V-Hip	V-Ridge	V-Closed Ridge End	V-2 Hip	1 Ridge Terminal	
#118/#211 Hip & Ridge Trim Group	#168 Hip Starter	#118 Hip Roll	#211 Ridge	#211 Closed Ridge End	#118/#211	2 Hip 1 Ridge Terminal	
Circular Cover Hip & Ridge Trim Group	CC-Hip Starter	CC-Hip	CC-Ridge	CC-Closed Ridge End	CC-2 Hip	1 Ridge Terminal	CC-Low Bump 2 Hip 1 Ridge Terminal
#102/#206 Hip & Ridge Trim Group	#152 Hip Starter	#102 Hip Roll	#206 Ridge	#206 Closed Ridge End	#102/#206	2 Hip 1 Ridge Terminal	#405 High Bump 2 Hip 1 Ridge Terminal #406 High Bump Gable Terminal

FITTINGS				
PROFILE	20 DETACHED GABLE RAKE		21 END BAND	22 UNDER EAVE
	Left Rake	Right Rake	End Band	Under Eave
Length	16"		16"	12"
Exposure	13"		13"	12"
Weight	2.8 lbs./pc.		5.5 lbs./pc.	2.3 lbs./pc.

AMERICANA 14" INTERLOCKING TILE



Part of the Legacy Collection, Americana 14" tile features a lightly pressed bark texture and a gently rounded butt. Reminiscent of weathered wood shake, Americana interlocking tile provides a refined yet rustic look to complement a variety of architectural styles. Americana is also available in a larger 16" profile. Americana interlocking tiles are available in all standard and custom colors, mists and blends offered by Ludowici. See the *Colors of Ludowici* brochure for more information about our extensive color program.

PHYSICAL CHARACTERISTICS

CHARACTERISTIC	AMERICANA 14" INTERLOCKING TILE	PROFILE
Weight Per Square	800 lbs.	
Pieces Per Square	158 pcs.	
Overall Size	9" x 14" x 7/8"	
Exposure	8 1/4" x 11" x 7/8"	
Minimum Slope	3:12	
Color Blends	Available in all standard and custom colors. For more information about Ludowici's color program, please see the <i>Colors of Ludowici</i> brochure.	
Base Texture	Lightly Pressed Bark Also available in custom textures.* Please see the <i>Terra Cotta Textures</i> brochure for more information.	

APPROVALS & CERTIFICATIONS

- ◆ Miami-Dade NOA No: 12-0904.14
- ◆ State of Florida Approval No: FL 13777
- ◆ ASTM C1167 Grade 1 Roof Tile With Water Absorption Less Than 2%
- ◆ Class A Fire Rated
- ◆ IAMPO UES ER-452

LUDOWICI WARRANTY

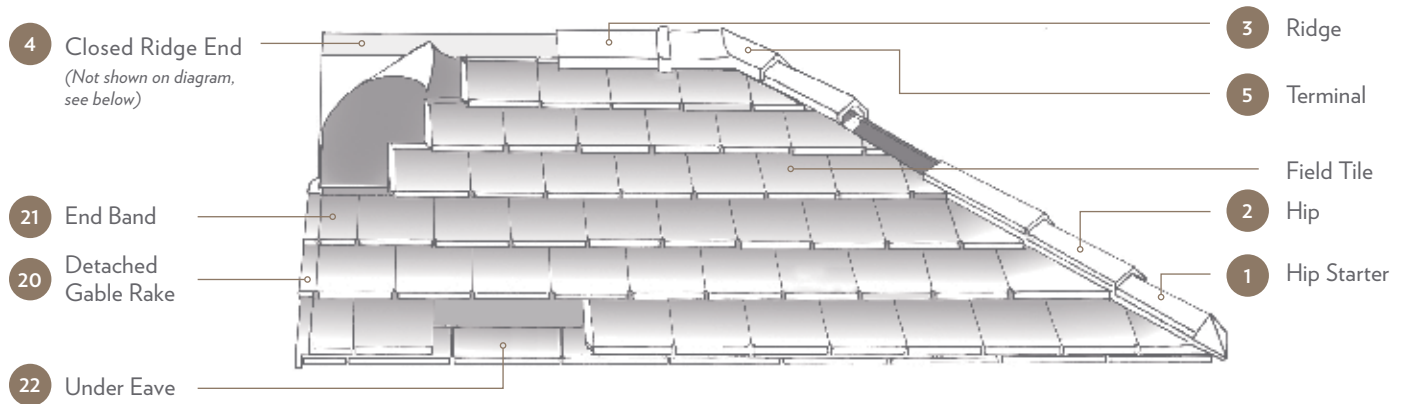
All Ludowici tiles are manufactured in the United States and carry a 75-year warranty against color fading and manufacturing defects. For complete warranty details, please visit www.ludowici.com.



* Textures available include brushed butt, battered butt and top sand. Similar tile profiles available in additional textures. Please see a sales representative for more details.

Photos are for representation purposes only and should not be used for final product selection. Tiles ordered should be chosen from actual samples available at the time of order. Ludowici reserves the right to alter and adjust products, colors and finishes at any time. Please contact a sales representative for more information.

AMERICANA 14" INTERLOCKING TILE



HIP & RIDGE							
	Visit www.ludowici.com to download a detailed product sheet on Hip, Ridge and Decorative Hip Starters.						
PROFILE	1 HIP STARTER	2 HIP	3 RIDGE	4 CLOSED RIDGE END	5 TERMINAL		
V-Hip & Ridge Trim Group	V-Hip Starter	V-Hip	V-Ridge	V-Closed Ridge End	V-2 Hip	1 Ridge Terminal	
#118/#211 Hip & Ridge Trim Group	#168 Hip Starter	#118 Hip Roll	#211 Ridge	#211 Closed Ridge End	#118/#211	2 Hip 1 Ridge Terminal	
Circular Cover Hip & Ridge Trim Group	CC-Hip Starter	CC-Hip	CC-Ridge	CC-Closed Ridge End	CC-2 Hip	1 Ridge Terminal	CC-Low Bump 2 Hip 1 Ridge Terminal
#102/#206 Hip & Ridge Trim Group	#152 Hip Starter	#102 Hip Roll	#206 Ridge	#206 Closed Ridge End	#102/#206	2 Hip 1 Ridge Terminal	#405 High Bump 2 Hip 1 Ridge Terminal #406 High Bump Gable Terminal

FITTINGS				
PROFILE	20 DETACHED GABLE RAKE		21 END BAND	22 UNDER EAVE
	Left Rake	Right Rake		
Length	14"		14"	12"
Exposure	11"		11"	12"
Weight	2.0 lbs./pc.		3.3 lbs./pc.	2.3 lbs./pc.

CENTURY SHAKE®



Century Shake® is a thick profile interlocking terra cotta tile with rugged texture and uneven surface. It's pressed grooves, scratching and rugged butt mirror the appearance of wood shake without all the maintenance. Three different tile sizes create a random width appearance for an even more authentic shake roof look. Available in five popular shake colors as well as custom colors or blends, Century Shake will never fade, rot or curl, ensuring your roof remains as beautiful as the day it was installed for years to come.

PHYSICAL CHARACTERISTICS

CHARACTERISTIC	CENTURY SHAKE®			PROFILE
Weight Per Square	679 lbs.			
Pieces Per Square	141 pcs. (Full Tile: 100, Two-Thirds Tile: 28, Half Tile: 13)			
Overall Size	5 1/2" x 14 1/2" x 1"	7 3/16" x 14 1/2" x 1"	10 1/2" x 14 1/2" x 1"	
Exposure	5" x 11 1/2"	6 11/16" x 11 1/2"	10" x 11 1/2"	
Minimum Slope	3:12			
Color Blends	Aged Cedar, Earth Gray, Ebony Mist, Sienna, Western Cedar. Also available in all standard and matte color blends. For more information about Ludowici's color program, please see the <i>Colors of Ludowici</i> brochure.			
Base Texture	Scratched Shake			

APPROVALS & CERTIFICATIONS

- ◆ Miami-Dade NOA No: 15-0820.03
- ◆ State of Florida Approval FL 133777
- ◆ ASTM C1167 Grade 1 Roof Tile With Water Absorption Less Than 2%
- ◆ Class A Fire Rated
- ◆ IAMPO UES ER-452



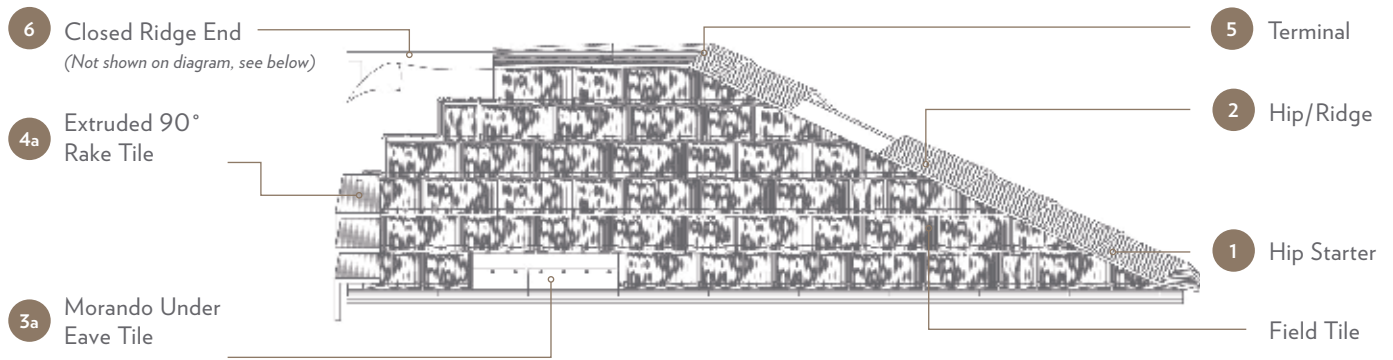
LUDOWICI WARRANTY

All Ludowici tiles are manufactured in the United States and carry a 75-year warranty against color fading and manufacturing defects. For complete warranty details, please visit www.ludowici.com.

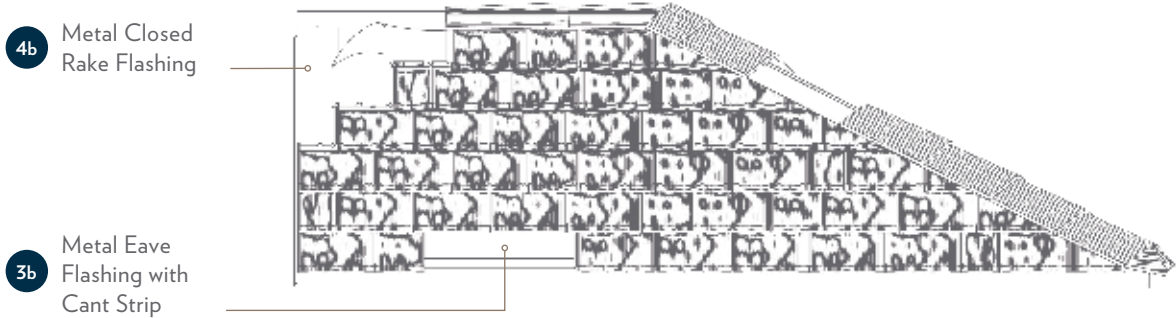










Photos are for representation purposes only and should not be used for final product selection. Tiles ordered should be chosen from actual samples available at the time of order. Ludowici reserves the right to alter and adjust products, colors and finishes at any time. Please contact a sales representative for more information.

CENTURY SHAKE®



ALTERNATE PART OPTIONS (CONSULT INSTALLER FOR AVAILABILITY)



CENTURY SHAKE ACCESSORIES						
AVAILABLE THROUGH LUDOWICI	1	2	3a	4a	5	6
						
	Hip Starter	Hip/Ridge	Morando Under Eave Tile	Extruded 90° Rake Tile	Terminal	Closed Ridge End
NOT AVAILABLE Consult Installer	3b	4b				
						
	Metal Eave Flashing with Cant Strip	Metal Closed Rake Flashing				

Visit www.ludowici.com to download a detailed product sheet on Hip, Ridge and Decorative Hip Starters.

CLASSIC 16" INTERLOCKING TILE



A smooth surface and flat butt give Ludowici's Classic 16" interlocking tile a clean look. The larger size means fewer pieces per square and a more economical installation. Classic interlocking tile is suitable for a full range of architectural styles and can be customized with a number of custom textures* to fit your design aesthetic. Classic interlocking tiles are available in all standard and custom colors, mists and blends offered by Ludowici. See the *Colors of Ludowici* brochure for more information about our extensive color program.

PHYSICAL CHARACTERISTICS

CHARACTERISTIC	CLASSIC 16" INTERLOCKING TILE	PROFILE
Weight Per Square	750 lbs.	
Pieces Per Square	109 pcs.	
Overall Size	10 3/4" x 16" x 7/8"	
Exposure	10 1/8" x 13" x 7/8"	
Minimum Slope	3:12	
Color Blends	Available in all standard and custom colors. For more information about Ludowici's color program, please see the <i>Colors of Ludowici</i> brochure.	
Base Texture	Smooth Also available in custom textures.* Please see the <i>Terra Cotta Textures</i> brochure for more information.	

APPROVALS & CERTIFICATIONS

- ◆ Miami-Dade NOA No: 13-0430.08
- ◆ State of Florida Approval No: FL 13777
- ◆ ASTM C1167 Grade 1 Roof Tile With Water Absorption Less Than 2%
- ◆ Class A Fire Rated
- ◆ IAMPO UES ER-452



LUDOWICI WARRANTY

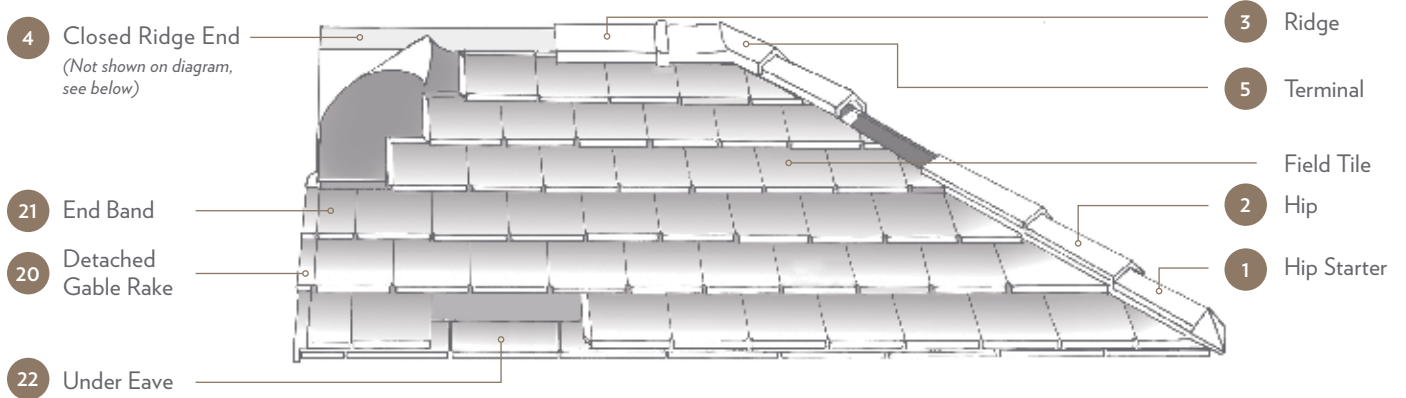
All Ludowici tiles are manufactured in the United States and carry a 75-year warranty against color fading and manufacturing defects. For complete warranty details, please visit www.ludowici.com.



* Textures available include brushed butt, battered butt and top sand. Similar tile profiles available in additional textures. Please see a sales representative for more details.

Photos are for representation purposes only and should not be used for final product selection. Tiles ordered should be chosen from actual samples available at the time of order. Ludowici reserves the right to alter and adjust products, colors and finishes at any time. Please contact a sales representative for more information.

CLASSIC 16" INTERLOCKING TILE



HIP & RIDGE							
Visit www.ludowici.com to download a detailed product sheet on Hip, Ridge and Decorative Hip Starters.							
PROFILE	1 HIP STARTER	2 HIP	3 RIDGE	4 CLOSED RIDGE END	5 TERMINAL		
V-Hip & Ridge Trim Group	V-Hip Starter	V-Hip	V-Ridge	V-Closed Ridge End	V-2 Hip	1 Ridge Terminal	
#118/#211 Hip & Ridge Trim Group	#168 Hip Starter	#118 Hip Roll	#211 Ridge	#211 Closed Ridge End	#118/#211 2 Hip 1 Ridge Terminal		
Circular Cover Hip & Ridge Trim Group	CC-Hip Starter	CC-Hip	CC-Ridge	CC-Closed Ridge End	CC-2 Hip	CC-Low Bump	2 Hip 1 Ridge Terminal
#102/#206 Hip & Ridge Trim Group	#152 Hip Starter	#102 Hip Roll	#206 Ridge	#206 Closed Ridge End	#102/#206 2 Hip 1 Ridge Terminal	#405 High Bump	#406 High Bump Gable Terminal

FITTINGS				
PROFILE	20 DETACHED GABLE RAKE		21 END BAND	22 UNDER EAVE
	Left Rake	Right Rake		
Length	16"		16"	12"
Exposure	13"		13"	12"
Weight	2.8 lbs./pc.		5.5 lbs./pc.	2.3 lbs./pc.

CLASSIC 14" INTERLOCKING TILE



A smooth surface and flat butt give Ludowici's Classic 14" interlocking tile a clean look. Classic interlocking tile is suitable for a full range of architectural styles and can be customized with a number of custom textures* to fit your design aesthetic. Classic 14" interlocking tiles are available in all standard and custom colors, mists and blends offered by Ludowici. See the *Colors of Ludowici* brochure for more information about our extensive color program.

Classic interlocking tile is also available in a larger 16" profile.

PHYSICAL CHARACTERISTICS

CHARACTERISTIC	CLASSIC 14" INTERLOCKING TILE	PROFILE
Weight Per Square	800 lbs.	
Pieces Per Square	158 pcs.	
Overall Size	9" x 14" x 7/8"	
Exposure	8 1/4" x 11" x 7/8"	
Minimum Slope	3:12	
Color Blends	Available in all standard and custom colors. For more information about Ludowici's color program, please see the <i>Colors of Ludowici</i> brochure.	
Base Texture	Smooth Also available in custom textures.* Please see the <i>Terra Cotta Textures</i> brochure for more information.	

APPROVALS & CERTIFICATIONS

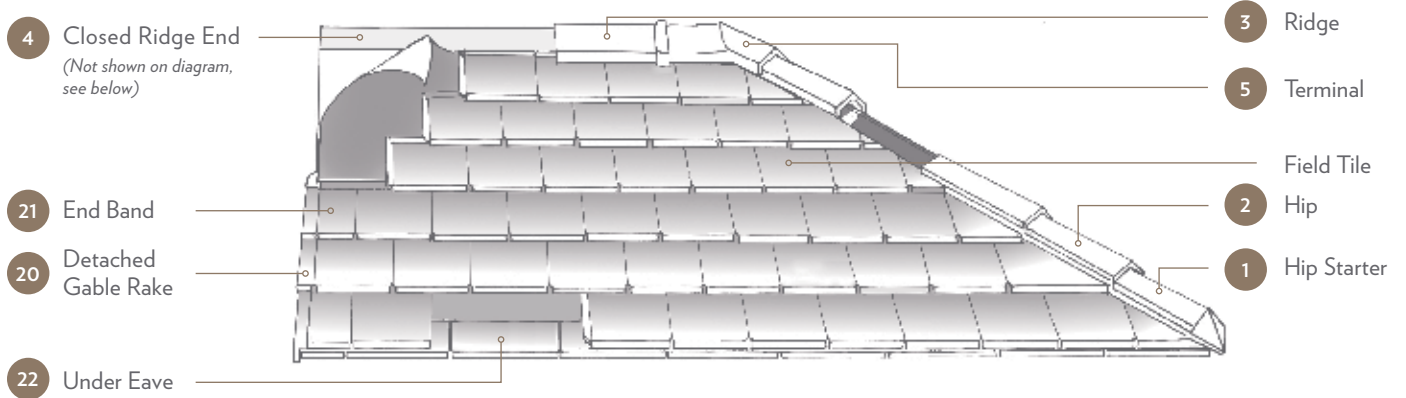
- ◆ Miami-Dade NOA No: 12-0904.14
- ◆ State of Florida Approval No: FL 13777
- ◆ ASTM C1167 Grade 1 Roof Tile With Water Absorption Less Than 2%
- ◆ Class A Fire Rated
- ◆ IAMPO UES ER-452

LUDOWICI WARRANTY

All Ludowici tiles are manufactured in the United States and carry a 75-year warranty against color fading and manufacturing defects. For complete warranty details, please visit www.ludowici.com.



CLASSIC 14" INTERLOCKING TILE



HIP & RIDGE							
Visit www.ludowici.com to download a detailed product sheet on Hip, Ridge and Decorative Hip Starters.							
PROFILE	1 HIP STARTER	2 HIP	3 RIDGE	4 CLOSED RIDGE END	5 TERMINAL		
V-Hip & Ridge Trim Group	V-Hip Starter	V-Hip	V-Ridge	V-Closed Ridge End	V-2 Hip 1 Ridge Terminal		
#118/#211 Hip & Ridge Trim Group	#168 Hip Starter	#118 Hip Roll	#211 Ridge	#211 Closed Ridge End	#118/#211 2 Hip 1 Ridge Terminal		
Circular Cover Hip & Ridge Trim Group	CC-Hip Starter	CC-Hip	CC-Ridge	CC-Closed Ridge End	CC-2 Hip 1 Ridge Terminal	CC-Low Bump 2 Hip 1 Ridge Terminal	
#102/#206 Hip & Ridge Trim Group	#152 Hip Starter	#102 Hip Roll	#206 Ridge	#206 Closed Ridge End	#102/#206 2 Hip 1 Ridge Terminal	#405 High Bump 2 Hip 1 Ridge Terminal	#406 High Bump Gable Terminal

FITTINGS				
PROFILE	20 DETACHED GABLE RAKE		21 END BAND	22 UNDER EAVE
	Left Rake	Right Rake		
Length	14"		14"	12"
Exposure	11"		11"	12"
Weight	2.0 lbs./pc.		3.3 lbs./pc.	2.3 lbs./pc.

* Textures available include brushed butt, battered butt and top sand. Similar tile profiles available in additional textures. Please see a sales representative for more details. Photos are for representation purposes only and should not be used for final product selection. Tiles ordered should be chosen from actual samples available at the time of order. Ludowici reserves the right to alter and adjust products, colors and finishes at any time. Please contact a sales representative for more information.

FRENCH INTERLOCKING TILE



Introduced in the 1890s, Ludowici’s French low profile interlocking tile is a favorite of discriminating architects and one of the most sculptured and dimensional products in our product offering. Large and durable, French terra cotta tile has deep locks on all four sides, plus two prominent flutes on the surface for both a dramatic aesthetic and superior drainage. When applied to a roof, these flutes produce a shadow effect for a highly refined, distinctive appearance.

PHYSICAL CHARACTERISTICS

CHARACTERISTIC	FRENCH INTERLOCKING TILE	PROFILE
Weight Per Square	1025 lbs.	
Pieces Per Square	133 pcs.	
Overall Size	9" x 16 1/4"	
Exposure	8 1/8" x 13 3/8"	
Minimum Slope	3:12	
Color Blends	Available in most standard and custom colors.* For more information about Ludowici’s color program, please see the <i>Colors of Ludowici</i> brochure.	
Base Texture	Smooth Also available in custom textures.* Please see the <i>Terra Cotta Textures</i> brochure for more information.	

APPROVALS & CERTIFICATIONS

- ◆ Miami-Dade NOA No: 12-0904.16
- ◆ State of Florida Approval No: FL 13777
- ◆ ASTM C1167 Grade 1 Roof Tile With Water Absorption Less Than 2%
- ◆ Class A Fire Rated
- ◆ IAMPO UES ER-452



LUDOWICI WARRANTY

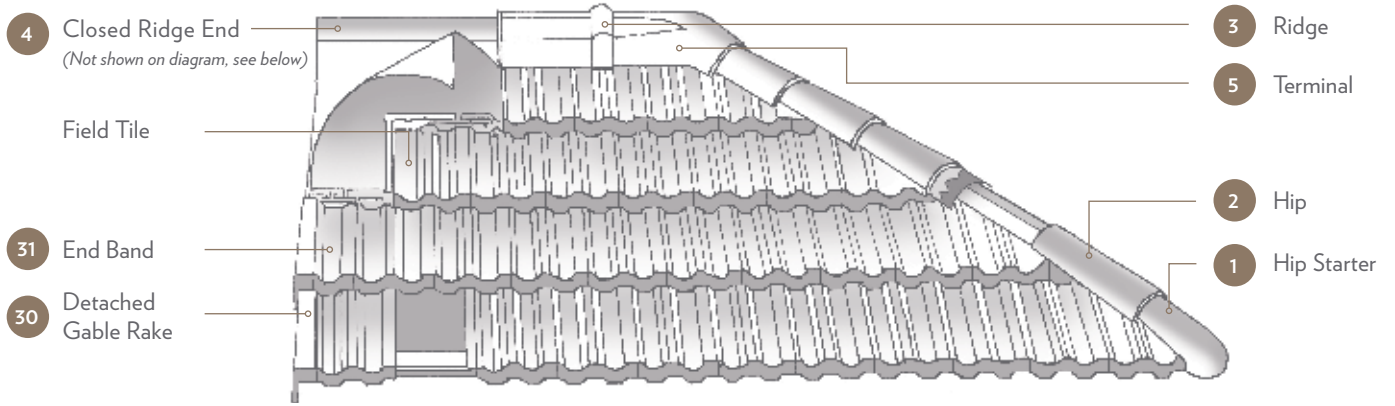
All Ludowici tiles are manufactured in the United States and carry a 75-year warranty against color fading and manufacturing defects. For complete warranty details, please visit www.ludowici.com.



* Excluding Impressionist Color Series. Textures available include top sand and weathered. Please see a sales representative for more details.

Photos are for representation purposes only and should not be used for final product selection. Tiles ordered should be chosen from actual samples available at the time of order. Ludowici reserves the right to alter and adjust products, colors and finishes at any time. Please contact a sales representative for more information.

FRENCH INTERLOCKING TILE



HIP & RIDGE							
Visit www.ludowici.com to download a detailed product sheet on Hip, Ridge and Decorative Hip Starters.							
PROFILE	1 HIP STARTER	2 HIP	3 RIDGE	4 CLOSED RIDGE END	5 TERMINAL		
Circular Cover Hip & Ridge Trim Group	CC-Hip Starter	CC-Hip	CC-Ridge	CC-Closed Ridge End	CC-2 Hip 1 Ridge Terminal	CC-Low Bump 2 Hip 1 Ridge Terminal	
#102/#206 Hip & Ridge Trim Group	#152 Hip Starter	#102 Hip Roll	#206 Ridge	#206 Closed Ridge End	#102/#206 2 Hip 1 Ridge Terminal	#405 High Bump 2 Hip 1 Ridge Terminal	#406 High Bump Gable Terminal

FITTINGS		
PROFILE	30 DETACHED GABLE RAKE	31 END BAND
	Left Rake Right Rake	
Length	16 1/4"	16 1/4"
Exposure	13 3/8"	13 3/8"
Weight	2.9 lbs./pc.	5.7 lbs./pc.

LANAI 16" INTERLOCKING TILE



Ludowici's Lanai 16" interlocking tile has a square butt and a weathered sandblasted surface giving it the aged look and character of centuries old tile. The clean, uniform look complements any architectural style. The larger size means fewer pieces per square and a more economical installation. Lanai is also available in a smaller 14" profile. Lanai tiles are available in all standard and custom colors, mists and blends offered by Ludowici. See the *Colors of Ludowici* brochure for more information about our extensive color program.

PHYSICAL CHARACTERISTICS

CHARACTERISTIC	LANAI 16" INTERLOCKING TILE	PROFILE
Weight Per Square	750 lbs.	
Pieces Per Square	109 pcs.	
Overall Size	10 3/4" x 16" x 7/8"	
Exposure	10 1/8" x 13" x 7/8"	
Minimum Slope	3:12	
Color Blends	Available in all standard and custom colors. For more information about Ludowici's color program, please see the <i>Colors of Ludowici</i> brochure.	
Base Texture	Weathered Also available in custom textures.* Please see the <i>Terra Cotta Textures</i> brochure for more information.	

APPROVALS & CERTIFICATIONS

- ◆ Miami-Dade NOA No: 13-0430.08
- ◆ State of Florida Approval No: FL 13777
- ◆ ASTM C1167 Grade 1 Roof Tile With Water Absorption Less Than 2%
- ◆ Class A Fire Rated
- ◆ IAMPO UES ER-452



LUDOWICI WARRANTY

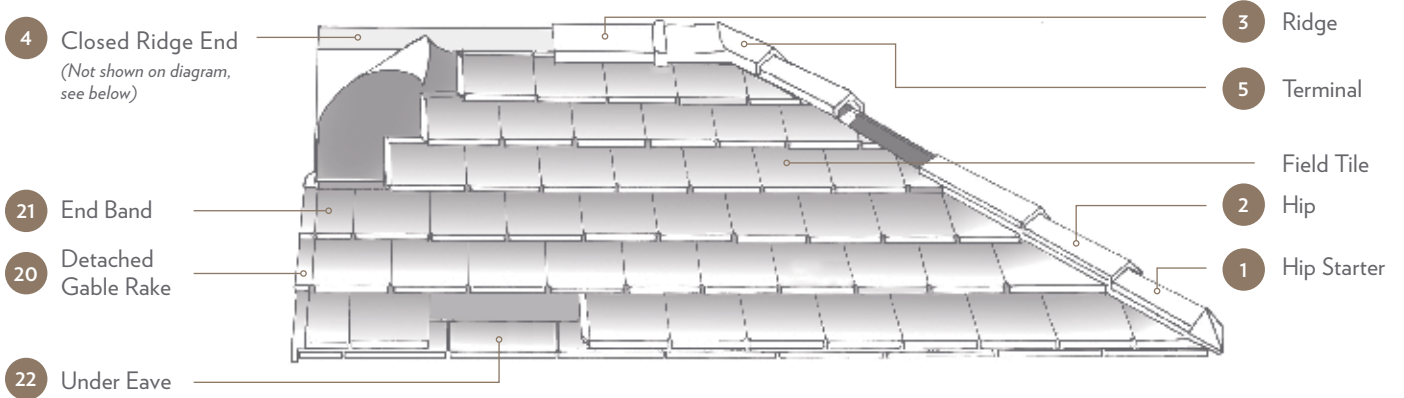
All Ludowici tiles are manufactured in the United States and carry a 75-year warranty against color fading and manufacturing defects. For complete warranty details, please visit www.ludowici.com.



* Textures available include brushed butt, battered butt, hand roughed and top sand. Similar tile profiles available in additional textures. Please see a sales representative for more details.

Photos are for representation purposes only and should not be used for final product selection. Tiles ordered should be chosen from actual samples available at the time of order. Ludowici reserves the right to alter and adjust products, colors and finishes at any time. Please contact a sales representative for more information.

LANAI 16" INTERLOCKING TILE



Visit www.ludowici.com to download a detailed product sheet on Hip, Ridge and Decorative Hip Starters.

HIP & RIDGE							
PROFILE	1 HIP STARTER	2 HIP	3 RIDGE	4 CLOSED RIDGE END	5 TERMINAL		
V-Hip & Ridge Trim Group	V-Hip Starter	V-Hip	V-Ridge	V-Closed Ridge End	V-2 Hip	1 Ridge Terminal	
#118/#211 Hip & Ridge Trim Group	#168 Hip Starter	#118 Hip Roll	#211 Ridge	#211 Closed Ridge End	#118/#211	2 Hip 1 Ridge Terminal	
Circular Cover Hip & Ridge Trim Group	CC-Hip Starter	CC-Hip	CC-Ridge	CC-Closed Ridge End	CC-2 Hip	CC-Low Bump	2 Hip 1 Ridge Terminal
#102/#206 Hip & Ridge Trim Group	#152 Hip Starter	#102 Hip Roll	#206 Ridge	#206 Closed Ridge End	#102/#206	#405 High Bump	#406 High Bump Gable Terminal

FITTINGS				
PROFILE	20 DETACHED GABLE RAKE		21 END BAND	22 UNDER EAVE
	Left Rake	Right Rake	End Band	Under Eave
Length	16"		16"	12"
Exposure	13"		13"	12"
Weight	2.8 lbs./pc.		5.5 lbs./pc.	2.3 lbs./pc.

LANAI 14" INTERLOCKING TILE



Ludowici's Lanai 14" interlocking tile has a square butt and a weathered sandblasted surface giving the aged look and character of centuries old tile. The clean, uniform look complements any architectural style. Lanai is also available in a larger 16" profile. Lanai tiles are available in all standard and custom colors, mists and blends offered by Ludowici. See the *Colors of Ludowici* brochure for more information about our extensive color program.

PHYSICAL CHARACTERISTICS

CHARACTERISTIC	LANAI 14" INTERLOCKING TILE	PROFILE
Weight Per Square	800 lbs.	
Pieces Per Square	158 pcs.	
Overall Size	9" x 14" x 7/8"	
Exposure	8 1/4" x 11" x 7/8"	
Minimum Slope	3:12	
Color Blends	Available in all standard and custom colors. For more information about Ludowici's color program, please see the <i>Colors of Ludowici</i> brochure.	
Base Texture	Weathered Also available in custom textures.* Please see the <i>Terra Cotta Textures</i> brochure for more information.	

APPROVALS & CERTIFICATIONS

- ◆ Miami-Dade NOA No: 12-0904.14
- ◆ State of Florida Approval No: FL 13777
- ◆ ASTM C1167 Grade 1 Roof Tile With Water Absorption Less Than 2%
- ◆ Class A Fire Rated
- ◆ IAMPO UES ER-452



LUDOWICI WARRANTY

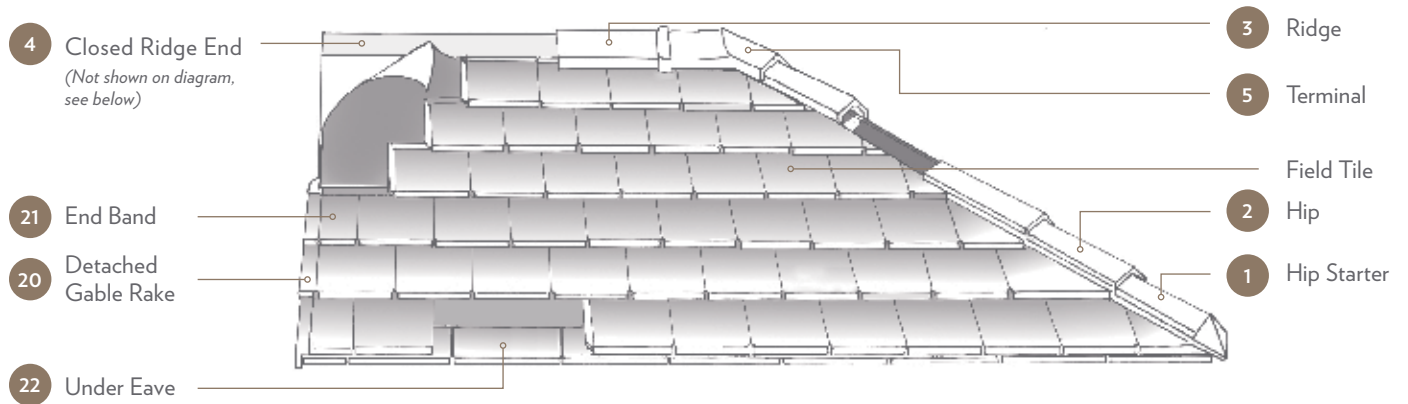
All Ludowici tiles are manufactured in the United States and carry a 75-year warranty against color fading and manufacturing defects. For complete warranty details, please visit www.ludowici.com.



* Textures available include brushed butt, battered butt, hand roughed and top sand. Similar tile profiles available in additional textures. Please see a sales representative for more details.

Photos are for representation purposes only and should not be used for final product selection. Tiles ordered should be chosen from actual samples available at the time of order. Ludowici reserves the right to alter and adjust products, colors and finishes at any time. Please contact a sales representative for more information.


LANAI 14" INTERLOCKING TILE



HIP & RIDGE							
Visit www.ludowici.com to download a detailed product sheet on Hip, Ridge and Decorative Hip Starters.							
PROFILE	1 HIP STARTER	2 HIP	3 RIDGE	4 CLOSED RIDGE END	5 TERMINAL		
V-Hip & Ridge Trim Group	V-Hip Starter	V-Hip	V-Ridge	V-Closed Ridge End	V-2 Hip	1 Ridge Terminal	
#118/#211 Hip & Ridge Trim Group	#168 Hip Starter	#118 Hip Roll	#211 Ridge	#211 Closed Ridge End	#118/#211 V-2 Hip	2 Hip 1 Ridge Terminal	
Circular Cover Hip & Ridge Trim Group	CC-Hip Starter	CC-Hip	CC-Ridge	CC-Closed Ridge End	CC-2 Hip	CC-Low Bump	2 Hip 1 Ridge Terminal
#102/#206 Hip & Ridge Trim Group	#152 Hip Starter	#102 Hip Roll	#206 Ridge	#206 Closed Ridge End	#102/#206 V-2 Hip	#405 High Bump	#406 High Bump Gable Terminal

FITTINGS				
PROFILE	20 DETACHED GABLE RAKE		21 END BAND	22 UNDER EAVE
	Left Rake	Right Rake	End Band	Under Eave
Length	14"		14"	12"
Exposure	11"		11"	12"
Weight	2.0 lbs./pc.		3.3 lbs./pc.	2.3 lbs./pc.

LEXINGTON SLATE®



Lexington Slate® is an interlocking terra cotta tile featuring a natural quarried slate texture and is offered in three sizes to create a random width appearance. This slate alternative features all the beauty of natural slate with the enhanced durability and longevity of terra cotta. Lexington Slate is available in our top five most popular slate color blends, as well as custom colors or blends. Unlike other slate alternatives, Lexington Slate will never fade or curl and is Class A fire resistant, easy to install and maintenance-free.

PHYSICAL CHARACTERISTICS

CHARACTERISTIC	LEXINGTON SLATE®			PROFILE
Weight Per Square	783 lbs.			
Pieces Per Square	152 pcs. (Full Tile: 110, Three-Quarters Tile: 28, Half Tile: 14)			
Overall Size	7 5/8" x 10 1/2" x 1"	11 3/8" x 10 1/2" x 1"	14 3/4" x 10 1/2" x 1"	
Exposure	7" x 7 1/2"	10 1/2" x 7 1/2"	14" x 7 1/2"	
Minimum Slope	3:12			
Color Blends	Brunswick Black, Ebony Mist, Montpelier Green, Slate Gray, Vermont Gray Black Also available in all standard and matte color blends. For more information about Ludowici's color program, please see the <i>Colors of Ludowici</i> brochure.			
Base Texture	Quarried Slate			

APPROVALS & CERTIFICATIONS

- ◆ Miami-Dade NOA No: 15-1019.01
- ◆ State of Florida Approval FL 13777
- ◆ ASTM C1167 Grade 1 Roof Tile With Water Absorption Less Than 2%
- ◆ Class A Fire Rated
- ◆ IAMPO UES ER-452



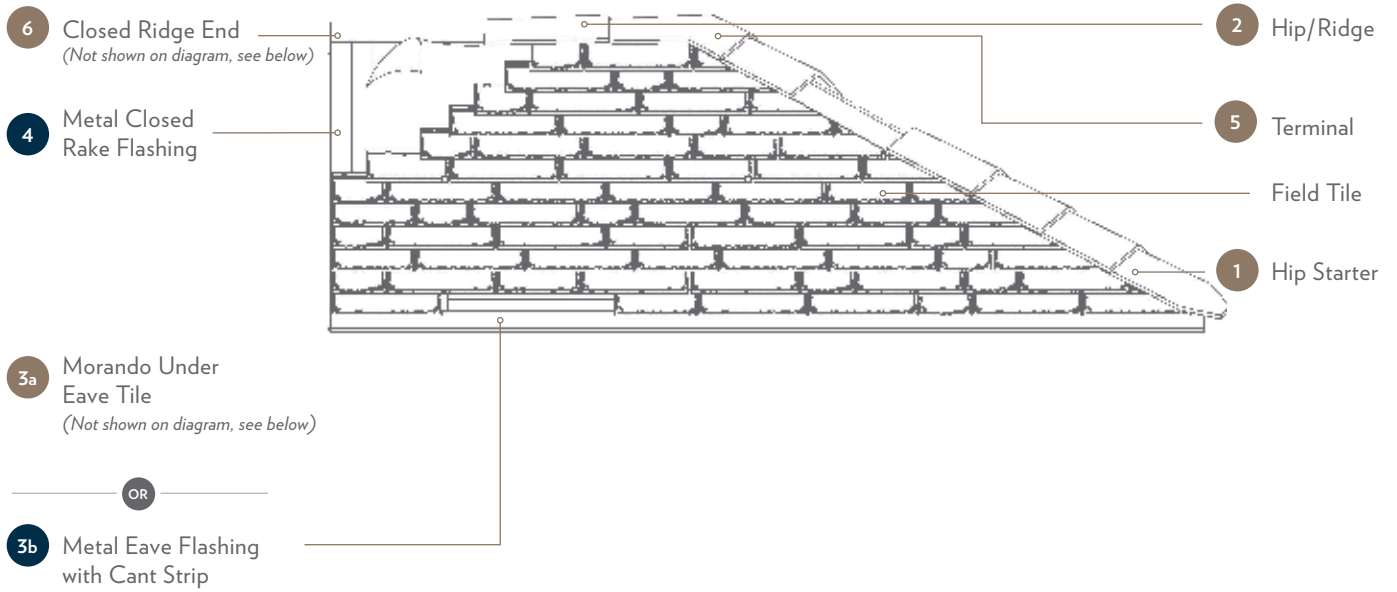
LUDOWICI WARRANTY







All Ludowici tiles are manufactured in the United States and carry a 75-year warranty against color fading and manufacturing defects. For complete warranty details, please visit www.ludowici.com.



Photos are for representation purposes only and should not be used for final product selection. Tiles ordered should be chosen from actual samples available at the time of order. Ludowici reserves the right to alter and adjust products, colors and finishes at any time. Please contact a sales representative for more information.

LEXINGTON SLATE®



LEXINGTON SLATE ACCESSORIES					
AVAILABLE THROUGH LUDOWICI	<p>1</p>  <p>Hip Starter</p>	<p>2</p>  <p>Hip/Ridge</p>	<p>3a</p>  <p>Morando Under Eave Tile</p>	<p>5</p>  <p>Terminal</p>	<p>6</p>  <p>Closed Ridge End</p>
NOT AVAILABLE Consult Installer	<p>3b</p>  <p>Metal Eave Flashing with Cant Strip</p>	<p>4b</p>  <p>Metal Closed Rake Flashing</p>			

Visit www.ludowici.com to download a detailed product sheet on Hip, Ridge and Decorative Hip Starters.

LUDOSHAKE



LudoShake is a lightweight interlocking terra cotta roof tile featuring the texture and varied thickness of hand split wood that can be installed in straight rows or staggered for a more rustic look. Random width tiles are available in LudoShake Premier. Available in six popular shake colors as well as custom colors or blends, LudoShake will never fade, rot or curl. And unlike wood, rubber or plastic shakes, LudoShake tiles are Class A fire resistant, easy to install, maintenance-free and have fewer pieces per square than most alternatives.

PHYSICAL CHARACTERISTICS

CHARACTERISTIC	LUDOSHAKE	LUDOSHAKE PREMIER			PROFILE
Weight Per Square	598 lbs.	676 lbs.			
Pieces Per Square	111 pcs.	119 pcs. (Full Tile: 100, Two-thirds Tile: 9, Half Tile: 10)			
Overall Size	10 3/4" x 16"	5 3/4" x 16"	7 3/4" x 16"	10 3/4" x 16"	
Exposure	10 1/8" x 13"	5" x 13"	7" x 13"	10 1/8" x 13"	
Minimum Slope	3:12	3:12			
Color Blends	Aged Cedar, Earth Gray, Golden Red Cedar, Sienna, Western Cedar, White Cedar Also available in all standard and custom colors. Please see the <i>Colors of Ludowici</i> brochure for more information.				
Base Texture	Scratched Shake Also available in custom textures. Please see the <i>Terra Cotta Textures</i> brochure for more information.				

APPROVALS & CERTIFICATIONS

- ◆ Miami-Dade NOA No: 13-0430.08
- ◆ State of Florida Approval No: FL 13777
- ◆ ASTM C1167 Grade 1 Roof Tile With Water Absorption Less Than 2%
- ◆ Class A Fire Rated
- ◆ IAMPO UES ER-452

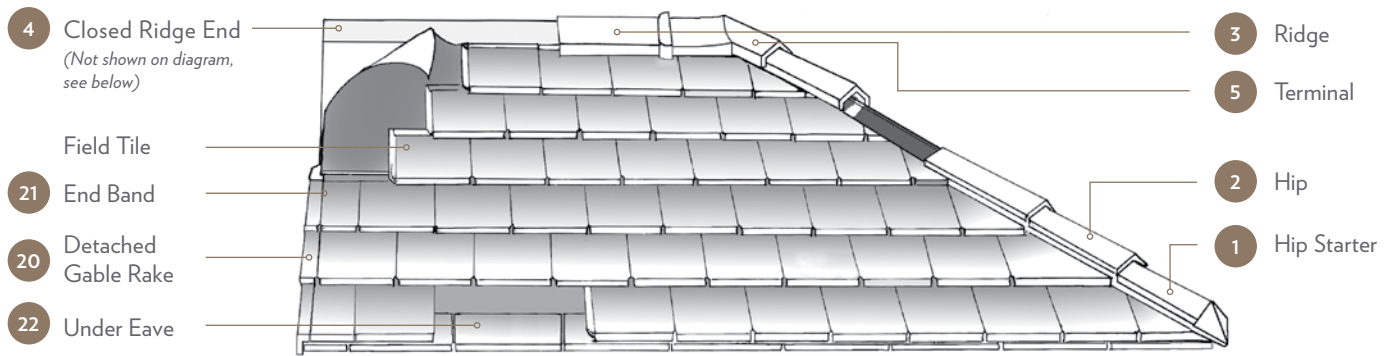
LUDOWICI WARRANTY

All Ludowici tiles are manufactured in the United States and carry a 75-year warranty against color fading and manufacturing defects. For complete warranty details, please visit www.ludowici.com.



Photos are for representation purposes only and should not be used for final product selection. Tiles ordered should be chosen from actual samples available at the time of order. Ludowici reserves the right to alter and adjust products, colors and finishes at any time. Please contact a sales representative for more information.

LUDOSHAKE



HIP & RIDGE							
Visit www.ludowici.com to download a detailed product sheet on Hip, Ridge and Decorative Hip Starters.							
PROFILE	1 HIP STARTER	2 HIP	3 RIDGE	4 CLOSED RIDGE END	5 TERMINAL		
V-Hip & Ridge Trim Group	V-Hip Starter	V-Hip	V-Ridge	V-Closed Ridge End	V-2 Hip	1 Ridge Terminal	
#118/#211 Hip & Ridge Trim Group	#168 Hip Starter	#118 Hip Roll	#211 Ridge	#211 Closed Ridge End	#118/#211 Hip	2 Hip 1 Ridge Terminal	
Circular Cover Hip & Ridge Trim Group	CC-Hip Starter	CC-Hip	CC-Ridge	CC-Closed Ridge End	CC-2 Hip	1 Ridge Terminal	CC-Low Bump 2 Hip 1 Ridge Terminal
#102/#206 Hip & Ridge Trim Group	#152 Hip Starter	#102 Hip Roll	#206 Ridge	#206 Closed Ridge End	#102/#206 Hip	2 Hip 1 Ridge Terminal	#405 High Bump 2 Hip 1 Ridge Terminal #406 High Bump Gable Terminal

FITTINGS				
PROFILE	20 DETACHED GABLE RAKE		21 END BAND	22 UNDER EAVE
	Left Rake	Right Rake		
Length	16"		16"	12"
Exposure	13"		13"	12"
Weight	2.8 lbs./pc.		5.5 lbs./pc.	2.3 lbs./pc.

LUDOSLATE



LudoSlate is a lightweight interlocking terra cotta roof tile featuring the texture and chiseled edges of natural slate and can be installed in straight rows or staggered for a more authentic look. Random width tiles are available in LudoSlate Premier. Available in 11 popular slate colors as well as custom colors or blends, LudoSlate will never fade or curl like other slate alternatives. LudoSlate tiles are Class A fire resistant, easy to install and maintenance-free. LudoSlate is a Grade 1 ASTM tile.

PHYSICAL CHARACTERISTICS

CHARACTERISTIC	LUDOSLATE	LUDOSLATE PREMIER			PROFILE
Weight Per Square	598 lbs.	676 lbs.			
Pieces Per Square	111 pcs.	119 pcs. (Full Tile: 100, Two-thirds Tile: 9, Half Tile: 10)			
Overall Size	10 3/4" x 16"	5 3/4" x 16"	7 3/4" x 16"	10 3/4" x 16"	
Exposure	10 1/8" x 13"	5" x 13"	7" x 13"	10 1/8" x 13"	
Minimum Slope	3:12	3:12			
Color Blends	Antiqued Brunswick Black, Antiqued Montpelier Green, Antiqued Slate Gray, Brunswick Black, Montpelier Green, Mottled Green Purple, Plumstone, Slate Gray, Slate Red, Strata Gray, Vermont Gray Black Also available in all standard and custom colors. Please see the <i>Colors of Ludowici</i> brochure for more information.				
Base Texture	Quarried Slate Also available in custom textures. Please see the <i>Terra Cotta Textures</i> brochure for more information.				

APPROVALS & CERTIFICATIONS

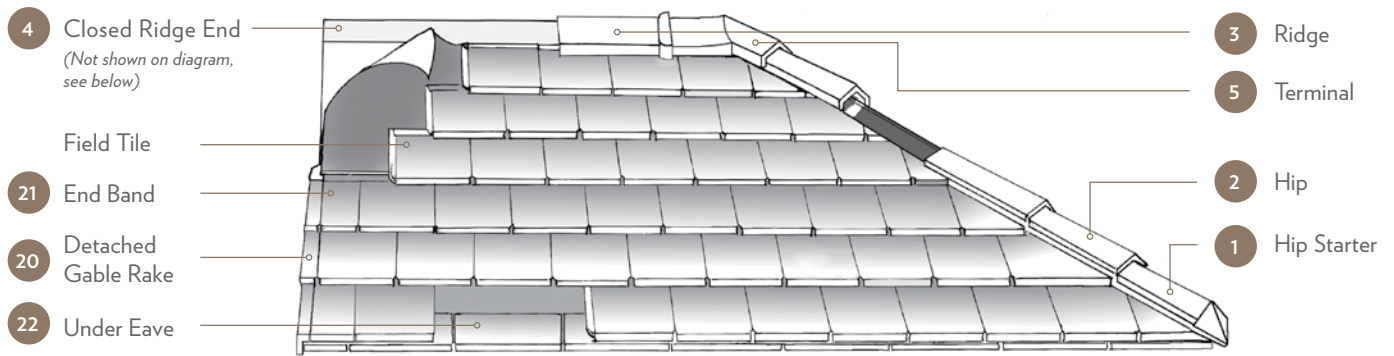
- ◆ Miami-Dade NOA No: 13-0430.08
- ◆ State of Florida Approval No: FL 13777
- ◆ ASTM C1167 Grade 1 Roof Tile With Water Absorption Less Than 2%
- ◆ Class A Fire Rated
- ◆ IAMPO UES ER-452

LUDOWICI WARRANTY

All Ludowici tiles are manufactured in the United States and carry a 75-year warranty against color fading and manufacturing defects. For complete warranty details, please visit www.ludowici.com.



LUDOSLATE



Visit www.ludowici.com to download a detailed product sheet on Hip, Ridge and Decorative Hip Starters.

PROFILE	1 HIP STARTER	2 HIP	3 RIDGE	4 CLOSED RIDGE END	5 TERMINAL		
V-Hip & Ridge Trim Group	V-Hip Starter	V-Hip	V-Ridge	V-Closed Ridge End	V-2 Hip	1 Ridge Terminal	
#118/#211 Hip & Ridge Trim Group	#168 Hip Starter	#118 Hip Roll	#211 Ridge	#211 Closed Ridge End	#118/#211	2 Hip 1 Ridge Terminal	
Circular Cover Hip & Ridge Trim Group	CC-Hip Starter	CC-Hip	CC-Ridge	CC-Closed Ridge End	CC-2 Hip	1 Ridge Terminal	CC-Low Bump 2 Hip 1 Ridge Terminal
#102/#206 Hip & Ridge Trim Group	#152 Hip Starter	#102 Hip Roll	#206 Ridge	#206 Closed Ridge End	#102/#206	2 Hip 1 Ridge Terminal	#405 High Bump 2 Hip 1 Ridge Terminal #406 High Bump Gable Terminal

PROFILE	20 DETACHED GABLE RAKE		21 END BAND	22 UNDER EAVE
	Left Rake	Right Rake	End Band	Under Eave
Length	16"		16"	12"
Exposure	13"		13"	12"
Weight	2.8 lbs./pc.		5.5 lbs./pc.	2.3 lbs./pc.

Photos are for representation purposes only and should not be used for final product selection. Tiles ordered should be chosen from actual samples available at the time of order. Ludowici reserves the right to alter and adjust products, colors and finishes at any time. Please contact a sales representative for more information.

WILLIAMSBURG 16" INTERLOCKING TILE



Ludowici's Williamsburg 16" interlocking tile has a scored sawn wood shake texture and a square butt giving it the same texture and character of wood shakes. Williamsburg 16" terra cotta roof tiles have a permanent non-fading finish and will never rot or curl. And unlike wood, rubber or plastic shakes, Williamsburg tiles are Class A fire resistant, easy to install, maintenance-free and have fewer pieces per square than most alternatives. They are Grade 1 ASTM tile and carry Ludowici's 75-year material warranty, so year after year you can enjoy the beauty of a shake-look roof in even the harshest climates. Williamsburg tiles are also available in a smaller 14" profile.

PHYSICAL CHARACTERISTICS

CHARACTERISTIC	WILLIAMSBURG 16" INTERLOCKING TILE	PROFILE
Weight Per Square	750 lbs.	
Pieces Per Square	109 pcs.	
Overall Size	10 3/4" x 16" x 7/8"	
Exposure	10 1/8" x 13" x 7/8"	
Minimum Slope	3:12	
Color Blends	Available in all standard and custom colors. For more information about Ludowici's color program, please see the <i>Colors of Ludowici</i> brochure.	
Base Texture	Scratched Also available in custom textures.* Please see the <i>Terra Cotta Textures</i> brochure for more information.	

APPROVALS & CERTIFICATIONS

- ◆ Miami-Dade NOA No: 13-0430.08
- ◆ State of Florida Approval No: FL 13777
- ◆ ASTM C1167 Grade 1 Roof Tile With Water Absorption Less Than 2%
- ◆ Class A Fire Rated
- ◆ IAMPO UES ER-452

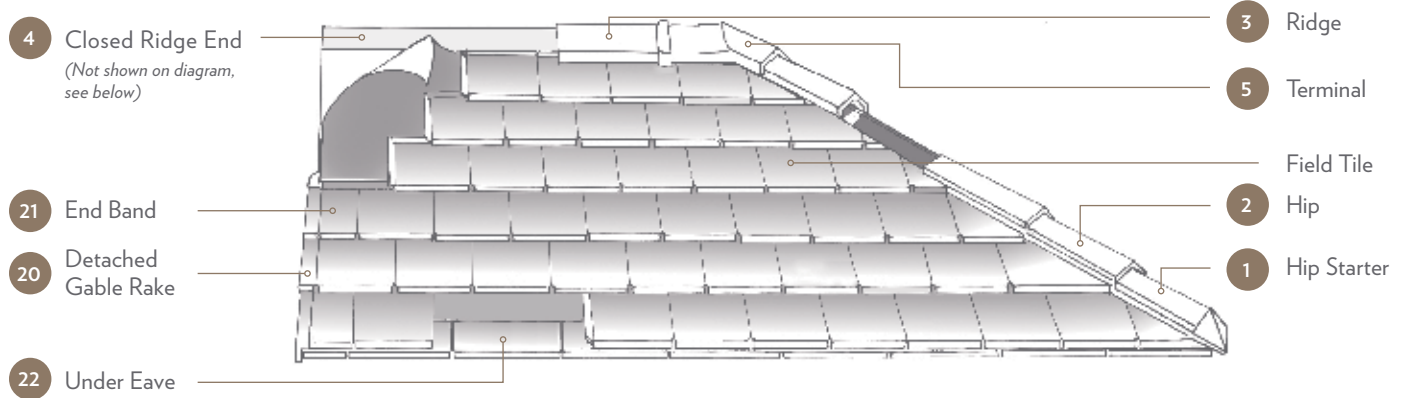


LUDOWICI WARRANTY

All Ludowici tiles are manufactured in the United States and carry a 75-year warranty against color fading and manufacturing defects. For complete warranty details, please visit www.ludowici.com.



WILLIAMSBURG 16" INTERLOCKING TILE



Visit www.ludowici.com to download a detailed product sheet on Hip, Ridge and Decorative Hip Starters.

HIP & RIDGE							
PROFILE	1 HIP STARTER	2 HIP	3 RIDGE	4 CLOSED RIDGE END	5 TERMINAL		
V-Hip & Ridge Trim Group	V-Hip Starter	V-Hip	V-Ridge	V-Closed Ridge End	V-2 Hip	1 Ridge Terminal	
#118/#211 Hip & Ridge Trim Group	#168 Hip Starter	#118 Hip Roll	#211 Ridge	#211 Closed Ridge End	#118/#211 2 Hip 1 Ridge Terminal		
Circular Cover Hip & Ridge Trim Group	CC-Hip Starter	CC-Hip	CC-Ridge	CC-Closed Ridge End	CC-2 Hip 1 Ridge Terminal	CC-Low Bump 2 Hip 1 Ridge Terminal	
#102/#206 Hip & Ridge Trim Group	#152 Hip Starter	#102 Hip Roll	#206 Ridge	#206 Closed Ridge End	#102/#206 2 Hip 1 Ridge Terminal	#405 High Bump 2 Hip 1 Ridge Terminal	#406 High Bump Gable Terminal

FITTINGS				
PROFILE	20 DETACHED GABLE RAKE		21 END BAND	22 UNDER EAVE
	Left Rake	Right Rake		
Length	16"		16"	12"
Exposure	13"		13"	12"
Weight	2.8 lbs./pc.		5.5 lbs./pc.	2.3 lbs./pc.

* Textures available include brushed butt, battered butt, top sand and weathered. Similar tile profiles available in additional textures. Please see a sales representative for more details. Photos are for representation purposes only and should not be used for final product selection. Tiles ordered should be chosen from actual samples available at the time of order. Ludowici reserves the right to alter and adjust products, colors and finishes at any time. Please contact a sales representative for more information.

WILLIAMSBURG 14" INTERLOCKING TILE



Ludowici's Williamsburg 14" interlocking tile has a scored sawn wood shake texture and a square butt giving it the same texture and character of wood shakes. Williamsburg 14" terra cotta roof tiles have a permanent non-fading finish and will never rot or curl. And unlike wood, rubber or plastic shakes, Williamsburg tiles are Class A fire resistant, easy to install and maintenance-free. They are ASTM Grade 1 tile and carry Ludowici's 75-year material warranty, so year after year you can enjoy the beauty of a shake-look roof in even the harshest climates. Williamsburg is also available in a larger 16" profile.

PHYSICAL CHARACTERISTICS

CHARACTERISTIC	WILLIAMSBURG 14" INTERLOCKING TILE	PROFILE
Weight Per Square	800 lbs.	
Pieces Per Square	158 pcs.	
Overall Size	9" x 14" x 7/8"	
Exposure	8 1/4" x 11" x 7/8"	
Minimum Slope	3:12	
Color Blends	Available in all standard and custom colors. For more information about Ludowici's color program, please see the <i>Colors of Ludowici</i> brochure.	
Base Texture	Scratched Also available in custom textures.* Please see the <i>Terra Cotta Textures</i> brochure for more information.	

APPROVALS & CERTIFICATIONS

- ◆ Miami-Dade NOA No: 12-0904.14
- ◆ State of Florida Approval No: FL 13777
- ◆ ASTM C1167 Grade 1 Roof Tile With Water Absorption Less Than 2%
- ◆ Class A Fire Rated
- ◆ IAMPO UES ER-452



LUDOWICI WARRANTY

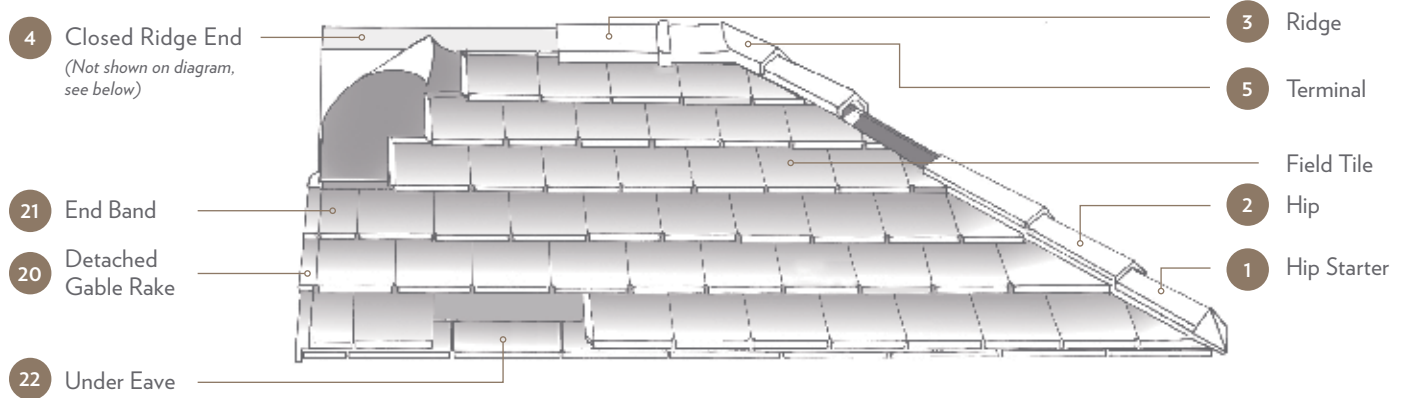
All Ludowici tiles are manufactured in the United States and carry a 75-year warranty against color fading and manufacturing defects. For complete warranty details, please visit www.ludowici.com.



* Textures available include brushed butt, battered butt, top sand and weathered. Similar tile profiles available in additional textures. Please see a sales representative for more details.

Photos are for representation purposes only and should not be used for final product selection. Tiles ordered should be chosen from actual samples available at the time of order. Ludowici reserves the right to alter and adjust products, colors and finishes at any time. Please contact a sales representative for more information.

WILLIAMSBURG 14" INTERLOCKING TILE



HIP & RIDGE							
Visit www.ludowici.com to download a detailed product sheet on Hip, Ridge and Decorative Hip Starters.							
PROFILE	1 HIP STARTER	2 HIP	3 RIDGE	4 CLOSED RIDGE END	5 TERMINAL		
V-Hip & Ridge Trim Group	V-Hip Starter	V-Hip	V-Ridge	V-Closed Ridge End	V-2 Hip	1 Ridge Terminal	
#118/#211 Hip & Ridge Trim Group	#168 Hip Starter	#118 Hip Roll	#211 Ridge	#211 Closed Ridge End	#118/#211	2 Hip 1 Ridge Terminal	
Circular Cover Hip & Ridge Trim Group	CC-Hip Starter	CC-Hip	CC-Ridge	CC-Closed Ridge End	CC-2 Hip	1 Ridge Terminal	CC-Low Bump 2 Hip 1 Ridge Terminal
#102/#206 Hip & Ridge Trim Group	#152 Hip Starter	#102 Hip Roll	#206 Ridge	#206 Closed Ridge End	#102/#206	2 Hip 1 Ridge Terminal	#405 High Bump 2 Hip 1 Ridge Terminal #406 High Bump Gable Terminal

FITTINGS				
PROFILE	20 DETACHED GABLE RAKE		21 END BAND	22 UNDER EAVE
	Left Rake	Right Rake	End Band	Under Eave
Length	14"		14"	12"
Exposure	11"		11"	12"
Weight	2.0 lbs./pc.		3.3 lbs./pc.	2.3 lbs./pc.



ACCESSORIES AND TRIM

Beautifully detailed trim pieces are a signature element of a Ludowici roof. Ludowici offers a wide range of trim, from the stylized ornate #206 and #211 to the clean and simple lines of the V-Hip/Ridge and Circular Covers. Ludowici trim pieces are designed to be compatible with all profiles.

Ludowici also continues to produce numerous historic trim parts as well as custom trim in addition to standard trim parts. Please contact your Ludowici representative for more detailed information regarding your needs.

#102/#206 TRIM GROUP
 Ludowici's signature #102/#206 trim group has been adorning buildings small and large for over 130 years. Combined with Ludowici's High Bump terminals, they make a statement of style and distinction. This is a universal trim group and can be used with all profiles.

HIP STARTER		HIP		RIDGE		
#152 Hip Starter		#102 Hip Roll		#206 Ridge	#206 Ridge Vented Type 1 Slotted	#206 Ridge Vented Type 2 Dormer
GABLE ENDS			TERMINALS			
Closed Ridge End (starter shown)			#406 Gable Terminal – High Bump; also available with Low Bump (finisher shown)			
#102/#206 2 Hip 1 Ridge Terminal No Bump (finisher shown)		#102/#206 2 Hip 1 Ridge Terminal Low Bump (finisher shown)		#102/#206 2 Hip 1 Ridge Terminal High Bump (finisher shown)		

CIRCULAR COVER TRIM GROUP
 The Circular Cover trim group is a clean simple barrel that is the same part for either a hip or ridge. Used in Europe for centuries, the Circular Cover has an understated elegance that does not distract from the architecture and can be used with all Ludowici profiles.

HIP STARTER		HIP & RIDGE		GABLE END	TERMINALS	
Circular Cover Hip Starter		Circular Cover Hip & Ridge		Circular Cover Closed Ridge End	Circular Cover Terminal 2 Hip 1 Ridge No Bump*	
					Circular Cover Terminal 2 Hip 1 Ridge Low Bump*	

V-HIP AND RIDGE TRIM GROUP

V-Hip and Ridge trim is typically used with flat interlocking and shingle tiles. This creates a clean look that can be tailored to match the color, finish and texture of the field tile.

HIP STARTER	HIP & RIDGE		GABLE END	TERMINAL
				
V-Hip Starter	V-Hip	V-Ridge	V-Closed Ridge End	V-2 Hip 1 Ridge Terminal*

#118/#211 TRIM GROUP

The 118/#211 trim group has a refined and detailed appearance. Used with any of Ludowici's flat shingle tiles or interlocking tiles, this trim group adds style and character to the clean lines of flat shingle tiles.









HIP STARTER	HIP	RIDGE	GABLE END	TERMINAL
				
#168 Hip Starter	#118 Hip Roll	#211 Ridge	#211 Closed Ridge End	#118/#211 2 Hip 1 Ridge Terminal*

BONNET, ARIES AND ROUNDED RIDGE TRIM GROUP

Bonnet hip rolls are inspired by the cottages and estates of rural England. These pieces nestle into the field of the tiles to give a seamless, more organic finish to the hips. The Aries hip plate provides a sharper edge to the hip roll, typically used with formal shingle tiles. Rounded interlocking ridge tiles are the companion ridge typically used with bonnet hips.

HIP STARTER	HIP		RIDGE
			
Bonnet Hip Starter	Bonnet Hip Roll	Aries Hip Plate	Rounded Interlocking Ridge

DECORATIVE HIP STARTERS AND RIDGE END CAPS

				
Lion's Head	Lion's Head Old Style	Dolphin	3 Leaf	5 Leaf
		<p>CUSTOM Ludowici can work with you to create custom designs to complete your design vision.</p>		
Flower & Leaf	Shell			

*Ludowici makes ridge/hip terminals to fit any roof geometry. Contact your Ludowici representative for assistance.



GRADUATED AND TOWER TILE

Crafting tile to fit curved roofs has been a specialty of Ludowici's since the late 1800s. To accommodate the geometry of a curved roof, Ludowici artfully tapers tile to become progressively smaller from the bottom to the top of a curved roof. These graduated tiles are custom designed to fit a specific roof. This custom process requires Ludowici to send technicians to the jobsite to take detailed field measurements of the physical structure. Ludowici craftsmen use these drawings to design patterns and molds for each row of tiles. Graduated tiles are then pressed from these molds and are finished to match the rest of the roof tiles. Ludowici crafts graduated tiles to match all of its tile profiles as well as decorative finials.

CHIMNEY POTS AND WALL COPING

Not only can chimney pots enhance the efficiency of your fireplace, but they also add architectural charm and a finished, polished look to your building. Whether you are looking for an ornate Tudor design or the clean lines of a classic chimney pot, Ludowici offers a variety of chimney pot designs and sizes to fit your style. Ludowici also offers rainguards and architectural wall coping to help add the final touch to your design.



These products are offered in the following standard colors:



CP Buff

CP Sandstone

CP Gray Limestone

CP Blue Limestone

CP Terra Cotta

CP Brick Red



CP Salt Glaze

CP Black Glaze

Custom colors are also available for chimney pots. Wall coping is available in standard chimney pot colors, as well as all Ludowici standard and custom color blends.

ADDITIONAL PROFILES

Ludowici has created hundreds of thousands of roof tile and accessory profiles over the last century. There are many more options from the Legacy Collection available to view online at Ludowici.com, including:

ADDITIONAL PROFILES							
STRAIGHT BARREL MISSION	TAPERED BARREL MISSION	CUBANA	ROMAN	GREEK	FLAT SLAB	GREENWICH	MORANDO CLOSED SHINGLE
							
16" & 14 1/4"	14 1/4"	18 3/8"			3/8" & 5/8" Thickness		

UNDERLAYMENT AND FASTENERS

A Ludowici roof is crafted to last a lifetime and your underlayment and fasteners should be just as durable. Ludowici Pro 70 Underlayment provides superior roof deck coverage versus traditional felt underlayment. It does not curl or scuff and its rubberized asphalt content provides a more pliable membrane, proving itself to be less susceptible to damage during installation and saving on installation time by laying smoother. Ludowici Pro 70 does not decompose like felt, providing a much more stable and long lasting underlayment for your new Ludowici roof.

Ludowici also offers a number of installation accessories such as hurricane clips, Quick-Tach brackets, and stainless steel screws. Please contact your Ludowici representative for more information.





PRIVATE RESIDENCE
Orlando, FL

OLD WORLD COLLECTION

If you are seeking old-world charm in a terra cotta roof that's modestly priced, you'll love Ludowici's unique Old World Collection. This special collection includes larger dimension barrel tiles and other tile profiles made popular long ago in Europe and Mexico and treated to look centuries old. Manufactured by TERREAL and exclusive partners, these clay tiles come in a range of profiles, colors and sizes and are available through Ludowici.

LANGUEDOCIENNE



CHARTREUSE DE LA VERNE
St. Tropez, France

Prominent in the architecture across the Mediterranean and the south of France, the Languedocienne mission barrel system features generously curved terra cotta tiles comprised of tapered mission caps and pans with a smooth surface. The long length tile results in fewer pieces per square, creating one of the most economical roof tile systems on the market. Available in five standard finishes and five special order finishes, Languedocienne is the perfect roof tile for restoration and new construction projects alike. Languedocienne is manufactured in France by TERREAL and is sold exclusively by Ludowici in North America.

CHARACTERISTIC	LANGUEDOCIENNE	PROFILE
Weight Per Square	948 lbs.	
Pieces Per Square	158 pcs.	
Overall Size	19 1/2" x 8" x 6"	
Exposure	11" C.C. x 16 1/2"	
Minimum Slope	4:12	

STANDARD COLORS



CATHEDRAL



FIRED EARTH



MANOR



OLD PANACHE



OLDISH

SPECIAL ORDER FINISHES



DARK PANACHE



NATURAL RED



TERRE DE SUD



TOBACCO



VIEUX MIDI

APPROVALS AND CERTIFICATIONS

- ◆ Miami-Dade NOA: 12-0913.09
- ◆ ASTM C 1167 Grade 1 Roof Tile
- ◆ TDI Evaluation Report RC-469



ROCKEFELLER OBSERVATORY
New York, NY

QUARRY TILE FLOORING

Ludowici quarry tile can be found at institutions across the country, including the White House, Ellis Island and Rockefeller Center. This high-traffic commercial-grade flooring is made from the same clay and firing techniques as our roof tiles. Available in standard and custom matte colors* and smooth or non-skid surfaces, it's suitable for any climate or application and comes with a 75-year material warranty.

CHARACTERISTIC	PROMENADE 6"x9"	PROMENADE 9"x9"	PROMINENCE	VALENCIA
Profile				
Weight Per Square Foot	11.26 lbs.	11.66 lbs.	4.75 lbs.	5.5 lbs.
Pieces Per Square Foot	2.37 pcs. with a 7/16" grout joint	1.62 pcs. with a 7/16" grout joint	3.41 pcs. with a 7/16" grout joint	4.03 pcs. with a 7/16" grout joint
Overall Size	6" x 9" x 3/4"	9" x 9" x 1"	6" x 9" x 1/2"	7" x 7 7/8" x 1/2"

APPROVALS & CERTIFICATIONS

- ◆ ASTM C-373
- ◆ ASTM C-501
- ◆ ASTM C-648
- ◆ ASTM C-1028-96
- ◆ Water Absorption Less Than 2%

*Gloss colors are not available for flooring products.

DIABOLO®



Ludowici is excited to offer a new landscape paver system imported from France designed for tomorrow's urban landscapes, like building plazas and green roofs. The Diabolo system is an architectural idea specially developed by TERREAL and world renowned architect Renzo Piano.

Diabolo is a self-draining outdoor floor covering with a terra cotta and turf finish. The system involves laying down a series of layers of granular materials and fine sand and then placing the terra cotta Diabolos above them using polyamide clips. The terra cotta Diabolos' long format (up to 130 cm) gives you perfectly horizontal lines over large surfaces.

CHARACTERISTIC	DIABOLO®	PROFILE
Dimensions	125 x 5.75 x 10 cm	
Pieces Per Square Meter	11 pcs.	

AVAILABLE COLORS



RED



RED ORANGE



CHOCOLATE BROWN



VIOLINE



EBONY



For more information about Diabolo, please visit: ludowici.com/products/floor-tiles



LIBERTY UNITED METHODIST CHURCH
Liberty, MO

MODERN USES OF THE MOST TRADITIONAL BUILDING MATERIAL

TERRA COTTA WALL CLADDING

Through our subsidiary Terreal North America, Ludowici offers a wide variety of highly innovative terra cotta wall cladding products. Beautiful, durable ventilated façades, acoustic claddings and terra cotta panels offer limitless architectural possibilities for projects in any climate.

SOLAR SHADES

Terra cotta solar shades provide a beautiful way to absorb and diffuse sunlight from building exteriors, creating an effective barrier against summer heat. Ludowici offers TERREAL solar shades that come in a wide range of lengths, cross-sections and colors.

Tap into our engineers for help designing a cladding and/or shade system that meets the specific functional and decorative needs of your project.

For more information, please visit terrealna.com or call 888-582-9052.





FACTORY OF IDEAS

Ludowici's Factory of Ideas design center is a unique hands-on facility where visitors work one-on-one with our experts to design their new roof. Housed in a renovated 128-year-old factory building, visitors can browse our entire product line including decorative and historic tiles and trim, select clay tiles for their project, experiment with colors and blends and build mock-ups at the correct pitch and proper orientation for their project.


Visitors can study transitions, explore different trim styles and solve unique construction challenges with Ludowici experts, all with full-size tile and trim pieces. Once approved by the client, the mock-up serves as the template for the project.

And be sure to leave time in your schedule for a tour of our manufacturing facility. See firsthand how we create your tile and visit with Ludowici artisans at work.

HANDS ON EXPERIENCE

Our unique cart system allows you to take your mock-up outside and view it at the proper pitch and sun exposure.







LUDOWICI®

4757 Tile Plant Road
P.O. Box 69
New Lexington, Ohio 43764

800-945-TILE (8453)
www.ludowici.com

Ludowici and Terreal North America are your premier source for architectural terra cotta roof tiles, quarry tile flooring, wall cladding and solar shades.

For more information please visit www.ludowici.com and www.terrealna.com.

Get Social with Ludowici:
www.ludowici.com/social

